

# **Saturn<sup>®</sup>**

**ST-CC0216**

**IRON**

GB

## IRON

**Dear Buyer!**  
**We congratulate you on having bought the device under trade name “Saturn”. We are sure that our devices will become faithful and reliable assistance in your housekeeping.**

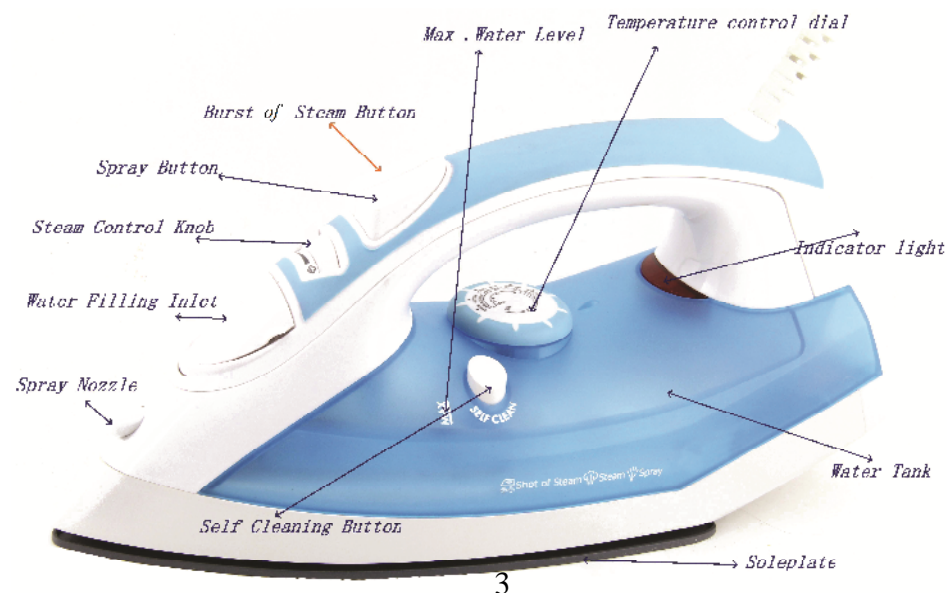
*Avoid extreme temperature changes. Rapid temperature change (e.g. when the unit is moved from freezing temperature to a warm room) may cause condensation inside the unit and a malfunction when it is switched on. In this case leave the unit at room temperature for at least 1.5 hours before switching it on. If the unit has been in transit, leave it indoors for at least 1.5 hours before starting operation.*

## DESCRIPTION



## IMPORTANT

- Ensure the voltage on the type plate is the same as that in your home.
- The iron should always be turned to off before plugging or unplugging from the wall socket.
- Never yank the cord to disconnect from the wall socket; instead, grasp plug and pull to disconnect.
- Never use the appliance if damaged in anyway.
- When leaving, even when only for a short while, always unplug the iron.
- Close supervision is necessary for any appliance being used by or near children.
- Do not leave the iron unattended while connected or on an ironing board.
- Burns can occur from touching hot metal parts, hot water or steam.
- Use caution when you turn a steam iron upside down – there may be hot water in the reservoir.
- Never immerse the iron in water.
- Always place the iron with its back on a firm flat surface when interrupting ironing and after use.



- Keep the sole plate smooth, avoid hard contact with a metal object.
- The cord should not be allowed to touch the sole plate when it is hot.
- Prevent water overflow, do not fill over max level.
- When using the iron for the first time test on an old piece of fabric to ensure the soleplate and water tank are completely clean.
- This appliance is not intended for use by persons (including children) with reduced physical, sensory or mental capabilities, or lack of experience and knowledge, unless they have been given supervision or instruction concerning use of the appliance by a person responsible for their safety.
- Children should be supervised to ensure that they do not play with the appliance.
- The iron must be used and rested on a stable surface.
- When placing the iron on its stand, ensure that the surface on which the stand is placed stable.
- The iron is not to be used if it has been dropped, if there are visible signs of damage or if it is leaking.
- If the supply cord is damaged, it must be replaced by the manufacturer, its service agent or similarly qualified persons in order to avoid a hazard.

### **FILLING WITH WATER**

- Ensure the iron is disconnected from the power supply.
- Turn the steam control knob to position “0”.
- Fill with water through water filling inlet (do not exceed main level mark on the water tank.)

### **SETTING THE TEMPERATURE**

- \*\*\* Synthetics ~ silk
  - \*\*\* Wool
  - \*\*\* Cotton ~ Linen
- Stand the iron upright.  
Set temperature control to ironing temperature.  
Insert the mains plug into the main supply.  
After the indicator light has gone out and come again, you may start ironing.  
The indicator light will go out from time to time during ironing.

### **STEAM IRONING**

- Set the temperature control to position \*\*\*for\*\*\* for moderate steam and \*\*\*for maximum steam. With conventional steam irons, water may leak from the soleplate, if a too low temperature has been selected.
- Ensure that there is enough water in the water reservoir.
- Stand the iron on its heel.
- Insert the mains plug into the wall socket.
- Wait a little while for the indicator light to go out and come on again.
- Set the variable steam knob to adjust the steam.

### **BURST OF STEAM**

- By pressing button and intense “Burst” of steam is emitted from the soleplate.
- To prevent water leaking from the soleplate, do not keep the steam control button depressed for more than 5 seconds.

### **SPRAY SETTING**

- At any temperature by pressing the spray button a couple of time the laundry can be damped down.

- Ensure that there is enough water in the water reservoir.

### **DRY IRONING**

- Turn the variable steam knob to the position “0” (= no steam).

### **STORAGE**

- Remove the mains plug from the wall socket.
- Pour out any remaining water of the water reservoir.
- Set the steam knob to no steam position.
- Stand the iron upright and let it cool down sufficiently.

### **CLEANING**

- Before cleaning the iron ensure it is disconnected from the power supply and has completely cooled down.
- Deposits on the soleplate may be removed with a rough cloth soaked in a vinegar/water solution.
- The casting may be wiped with a damp cloth and then polished with a dry one.
- Do not use abrasives on the soleplate.
- Keep the soleplate smooth. Avoid hard contact with metal objects.

### **SELF CLEANING**

- It is important to apply “self-cleaning” at least every two months to remove impurities etc.
- The harder the water the more the iron should be self-cleaned.
- Open the filling funnel and fill the water reservoir up to the MAX position, then close the filling funnel.
- Set the temperature control to MAX.
- Insert the mains plug into the wall socket.

- Allow the iron to heat up until the temperature pilot light goes out. Then set temperature dial to position MIN.
- Hold the iron horizontally over the sink, then press the self-cleaning button on the body, enabling the iron to self clean.
- Boiling water and steam will now be ejected from the holes in soleplate. Impurities are washed away with it. Move the iron forwards and backwards while this happened.
- Set the steam control to “0” position, when the water reservoir has become empty.
- Repeat self-cleaning if you notice that much impurity or other has been washed out.
- Move the iron over a (preferably) old piece of cloth, this is to ensure that the soleplate will be dry during storage.
- Unplug and allow the iron to cool down before storing it.

### **VERTICAL STEAM**

- The appliance is capable of generating steam even when in the vertical position. This function is especially useful for refreshing clothes and curtains.

### **ANTI-DROP**

- The appliance is fitted with an anti-drip device to enhance steaming and prevent drips of water from the soleplate.

### **ANTI-CALC**

- The appliance is fitted with an anti-calc device to reduce lime-scale build up in the steam chamber and extend the product life.

### **Technical Data:**

Power:	2200 W
Rated Voltage:	220-230 V

Rated Frequency: 50 Hz  
Rated Current: 10  
Water Tank: 300 ml  
Ceramic Coating Soleplate  
Anti-Calcium System  
Anti-Drop System

RU

**Set**

- IRON.....1
- INSTRUCTION MANUAL WITH  
WARRANTY BOOK.....1
- PACKAGE.....1



**ENVIRONMENT  
FRIENDLY  
DISPOSAL**

**You can help protect  
the environment!**

Please remember to  
respect the local

regulations: hand in the

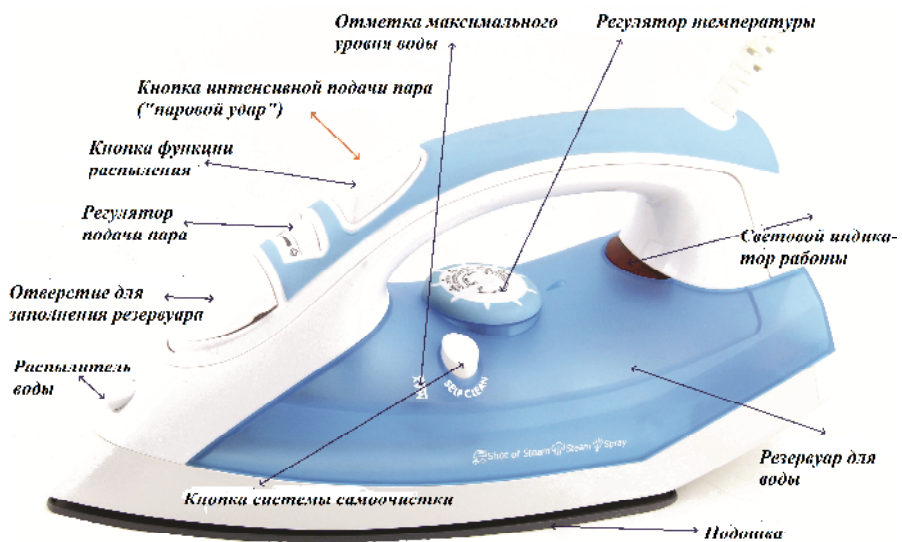
non-working electrical equipments to an  
appropriate waste disposal center.

**The manufacturer reserves the right  
to change the specification and design  
of goods.**

“Saturn”.

1,5

1,5



“0”.

( )  
).

\*\*\*  
\*\*\*  
\*\*\*

5

“0” (= )

\*\*  
\*\*\*

« »

(“MAX”),

MAX.

MIN (« »).

“0”,

: 2200  
:220-230  
: 50  
: 10 A  
: 300

U

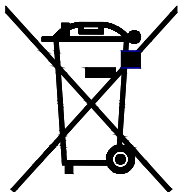
.....1 .

C

!  
"Saturn".

.....1 .

.....1 .



1,5

1,5



10

"0".

).

(

,

,

5

\*\*\*  
\*\*\*  
\*\*\*

~

~

“0” (= )).

(“MAX”),

MAX.

\*\*  
\*\*\*

« ».

MIN (« »).

2200

220-

50

10 A  
300

“0”,

230

# Saturn®

**INTERNATIONAL MANUFACTURER'S  
WARRANTY**

**MEZINÁRODNÍ ZÁRUKA**





## INTERNATIONAL MANUFACTURER'S WARRANTY

The Warranty is provided for the period of 2 years or more if the Law on User Right of the country where the appliance was bought provides for a greater minimum warranty period.

All terms of warranty comply with to the Law on Protection of the Consumer Rights and are governed by the legislation of the country where the product was bought.

The warranty and free of charge repair are provided in any country where the product is delivered to by Saturn Home Appliances or authorized representative thereof, and where no restriction of import or other legal provisions interfere with rendering of warranty services and free of charge repair.

### Cases uncovered by the warranty and free of charge repair:

1. Guarantee coupon is filled in improperly.
2. The product has become inoperable because of the Buyer's non-observance of the service regulations indicated in the instruction.
3. The product was used for professional, commercial or industrial purposes (except for the models, specially intended for this purpose that is indicated in the instruction).
4. The product has external mechanical damage or damage caused by penetration of the liquid inside, dust, insects and other foreign objects.
5. The product has damages caused by non-observance of the rules of power supply from batteries, mains or accumulators.
6. The product was exposed to opening, repair or modification of design by the persons, unauthorized to repair; independent cleaning of internal mechanisms etc. was made.
7. The product has natural wear of parts with limited service life, expendables etc.
8. The product has deposits of scale inside or outside of fire-bar elements, irrespective of used water quality.
9. The product has damages caused by effect of high (low) temperatures or fire on non-heat resistant parts of the product.
10. The product has damages of accessories and nozzles which are included into the complete set of product shipment (filters, grids, bags, flasks, cups, covers, knives, sealing rings, graters, disks, plates, tubes, hoses, brushes, and also power cords, headphone cords etc.).

**On the warranty service and repair, please contact the authorized service centers of Saturn Home Appliances.**

## MEZINÁRODNÍ ZÁRUKA

Záruka se poskytuje na dobu 2 roky. V případě že Zákon na ochranu spotřebitele dané země nařizuje delší dobu, prodlužuje se záruka na tuto dobu.

Veškeré záruční podmínky odpovídají Zákonu o ochraně práv uživatelů a jsou řízené zákonodárstvím státu, kde byl výrobek koupen.

Záruka a bezplatná oprava se poskytují v každém státě, kam jsou výrobky dodané společností „Saturn Home Appliances“ nebo jejím zplnomocněným zástupcem a kde nejsou žádná omezení na dovoz nebo jiné právní předpisy omezující poskytnutí záručního servisu a bezplatné opravy.

### Případy, na které se záruka a bezplatná oprava nevztahují

1. Záruční list je vyplněn nesprávně.
2. Výrobek byl poškozen kvůli tomu, že zákazník nesplnil pravidla použití, která jsou uvedena v návodu.
3. Výrobek byl používán k profesionálním, komerčním nebo průmyslovým účelům (kromě modelů speciálně určených pro tyto účely, což je uvedeno v návodu).
4. Výrobek má vnější mechanická poškození nebo poškození, vyvolaná tím, že se dovnitř dostala tekutina, prach, hmyz a jiné cizí předměty.
5. Výrobek má poškození, která jsou vyvolaná nesplněním pravidel napájení od baterií, sítě nebo akumulátorů.
6. Výrobek rozebírali, opravovali nebo měnili jeho konstrukci lidé, kteří nebyli zplnomocněni k opravě, bylo provedeno samostatné údržbové úkony vnitřních mechanismů a pod.
7. Výrobek má prodlouženou dobu používání s omezenou dobou použití, spotřebních materiálů atd.
8. Výrobek má vrstvu usazeniny uvnitř nebo zvenku termoelektrických ohřevů, bez ohledu na kvalitu používané vody.
9. Výrobek má poškození, která jsou vyvolána působením vysokých (nízkých) teplot nebo ohněm na termonestabilní části výrobku.
10. Výrobek má poškození způsobené příslušenstvím a nástavci, které jsou dodané spolu s výrobkem (filtry, síčky, sáčky, bačky, mísy, víka, nože, šlehače, struhadla, kotouče, talíře, trubky, hadice, kartáče a také síťové šňůry, sluchátkové šňůry atd.).

**V otázkách záručního servisu a oprav se obraťte na autorizovanou servisní střediska společnosti „Saturn Home Appliances“.**

2

«Saturn Home Appliances»

- 1.
- 2.
- 3.
- 4.
- 5.
- 6.
- 7.
- 8.
- 9.
- 10.

«Saturn Home Appliances».

1			,6	(8182) 29-00-04
2			113	(3852)63-59-88, 63-94-02
3			,1	(4832) 41-56-71
4		-	73	(4922) 24-08-19, 37-07-22
5		« - »	,4	(4232) 45-94-43
6		-	,1	(4732) 52-05-44, 77-43-97, 77-43-29
7		" "( . . )	,7	(8172) 52-19-19
8		-	,116	(343)245-73-06, 245-73-28,229-96-15
9		-	45-6	(4932) 33-51-85, 33-52-36
10		-	,76	(3412) 30-79-79, 30-83-07
11		-	,146, 33, 395	(3412) 43-70-40
12		« » . .	,31	(3952)65-04-95
13			281	(3952)51-15-24
14			54	(843) 273-21-25
15		-	84	(4842)74-72-75, 55-50-70
16		-	,42	(8332)54-21-56, 54-21-01
17		-	.17-1	(4217)52-10-90
18			12	(861) 234-40-73
19		( . . )	22	(4942) 51-80-73, 30-01-07

20		« »	. ,37	(4712) 35-04-91, 50-85-90
21			. 12	(861) 234-40-73
22			. ,53, . ,32	(3912) 44-14-22,35-52- 78,51-14-04
23		« »	4 . . . . « »	(30245)4-32-91, 4-50-71
24		« »	. 33-15	(4132) 62-33-22,
25			. ,16-1	(8152)26-14-67
26			. , .39 . 3	(495) 184-20-18, 472-51-95
27			. , .11	(4236)69-78-67
28			. 4	(8312) 65-02-03, 28-03-36
29		« »	. , .105	(8312) 41-62-34, 41-25-24
30		« »	. ,19	(3843) 33-07-35, 33-37-35
31			. , 123	(383) 212-01-84
32			. , 10/1	(383) 292-47-12, 355- 55-60
33			. ,53	(383) 211-73-38,212- 82-71
34		« »	. 194	(3812)36-74-01,32-43- 24
35			. .1	(8412)37-93-81, 37-93-84
36			. ,5	(3422) 18-18-86
37		« « »	. ,25	(8142) 79-62-40
38		« - »	. ,13	(8142)63-63-20, 63-20-04
39		- ( . . )	. ,21	(8793) 32-68-80
40			. , .2	(4855)28-96-08
41			. ,6, . 601	(4912) 44-56-51, 24-04-25
42		-	. ,7	(846)276-84-48, 276-84-83

43		« »	. ,197	(812)600-11-97, 362-82-38
44			. .8 , .15	(812)785-27-65, 325-07-96
45		-96	. 320	(8452) 51-41-99
46			. . ,48	(8184)52-97-30, 52-29-42
47			. , .2	(827)72-91-55
48		-	- 31, . ,10	(3462)34-51-71, 34-34-64
49		-2000	. 24	(4752) 75-17-18, 75-90- 90
50		- -	- 50- . ,26. . ,43	(8482) 50-05-67, 36-17-36
51		-2	- ,58	(3822) 56-23-35,48-08- 80
52		-	. 3, .29	(4872) 35-77-68
53			. 169, . 6	(3452) 75-95-08, 28-85-69, 75-90-21
54			. .1 .1, . 6, 23, 27	(8352)62-31-49,62-15- 63,55-15-42, 63-20-98
55			. .28, . . 1	(4852) 30-78-87, 45-50-16
56		-	. ,28	(4852)72-87-00, 98-39-76

«Saturn Home Appliances»

- 1.
- 2.
- 3.
- 4.
- 5.
- 6.
- 7.
- 8.
- 9.
- 10.

«Saturn Home Appliances».

№	Наименование	Спецификация	Телефон	Свойства		
				/	-	-
1	,36	Hi-Fi ( )	(064)424-89-50	+	+	+
2	,49	-	(04563) 633-19	-	+	-
3	.50- ,82	-	(045) 63-68-413	+	+	+
4	,57		(041) 43-406-36	+	+	-
5	,43	" "	(0314 1) 43-432	+	+	+
6	,3, 8	-	(044) 332-01-67	+	+	+
7	- 42	( - )	(0432) 46-50-01	+	+	-
8	,61-		(0432) 61-95-73	+	+	+
9	,16	( - )	(0432)-464393; (0432)-468213	+	+	+
10	,3		(0432)-64-24-57, : (0432) 64-26-22	+	+	+
11	,1		(0432) 509-191, 579-191	+	+	+

12	68,1	, .420	(0562) 337-574	+	+	+
13	,17	.130	(056) 778-63-25 (28)	+	+	+
14	,59		(0562) 35-04-09	+	+	+
15	,118		(0562) 67-60-44	+	+	+
16	,41	( )	(056)-790-04-60	+	+	+
17	,9		(068)851-33-33	+	+	+
18	,188	( )	(062) 345-06-07	+	+	+
19	,129	-	(062) 349-26-81	+	+	+
20	,1	( )	(062) 302-75-69	+	+	+
21	,8	" "	(0412) 471-568	+	+	-
22	24	C ( )	(0412) 47-07-42, 42-11-53	+	+	-
23	,50		(061) 220-97-65 (64)	+	+	+
24	,175		(061) 701-65-96	+	+	+
25	,83		(061)212-03-03	+	+	+
26	19		(0342)559-525, 750-777	+	+	+

27	223		(0342) 75-60-40	+	+	+
28	,9	-	(048) 734-71-90	+	+	+
29	,76		(04597) 551-62	+	+	-
30	,161, ( )	-	(04736) 629-49	+	+	+
31	,1	-	(044) 591-11-90	+	+	+
32	,1	" "	(044) 4269198	+	+	-
33	,9 .57	-	(044) 369-5001 (063) 486-6999	+	+	+
34	,10	( )	(06272) 2-62-23, (050) 279-68-16	+	+	+
35	,1	" "	(0522) 301-456	+	+	+
36	,2		(0522) 35-79-23	+	+	+
37	,98	( )	(0522) 270-345, 349-585	+	+	+
38	13		(097) 264-21-67, 776-67-70	+	+	+
39	,11	" "	(05447) 61-356	+	+	+
40	3, .5	" "	(04142) 5-05-04	+	+	+
41	,15-106		(06264) 5-93-89	+	+	+
42	,7		(050) 526-06-68	+	+	+

43	,44, .1	( )	(05366) 39-192	+	+	-
44	,55		(0536) 74-72-10, 74-71-81	+	+	+
45	,42		(056) 401-33-56, 404-00-80, 474-61-03	+	+	+
46	,64/7		(0564) 40-07-79	+	+	+
47	,73	" "	(056) 440-07-64	+	+	+
48	,81		(050) 214-91-73; (066) 017-02-03	+	+	+
49	49	-	(0642) 505-783	+	+	+
50	96		(0642) 494-217, 33-11-86	+	+	+
51	,3	( )	(0332) 78-05-91	+	+	+
52	,15		(032) 244-53-44	+	+	+
53	,35	" "	(032) 2973631	+	+	+
54	,109		(032) 247-14-99	+	+	+
55	,2		(032) 247-14-99	+	+	+
56	,116	" "	(032) 245-80-52	+	+	-
57	28		(032) 239-51-52 (032) 239-55-77,295-50-28, 295-50-29	+	+	+
58	,9	" "	032-267-63-26	+	+	-

59	2	( )	04337-64847;0432-468213	+	+	+
60	,46		(03131)37-337, 37-336	+	+	-
61	50 32/18		(0629) 41-06-50	+	+	+
62	227	" ( ) "	(0629) 473-000	+	+	+
63	,33,	" ( ) "	(0512) 580-555	+	+	+
64	,2		(0512) 58-06-47	+	+	+
65	,177	( )	(0512) 55-29-04	+	+	+
66	,62	( )	(05662) 22-488, (097) 402-71-95	+	+	-
67	,97, 2	" ' - " ( )	(05662) 4-15-03	+	+	-
68	,38	" "	(041)4152010	+	+	-
69	,66 ( . 2)		048-7317704; 7317703;	+	+	+
70	,55	" "	(048) 715-10-25, (0482) 39-06-18	+	+	+

71	. ' ,67	" ( ) "	8(05632) 6-15-54, (05632) 6-23-42	+	+	-
72	' ,14		(0532) 69-42-62	+	+	+
73	21	-	(0532) 69-09-46 (093)562-81-25	+	+	+
74	' ,22	-	(0532)57-21-64, 57-21-66	+	+	+
75	' ,371-	-	(04637)53-982 (093)753-38-28	+	+	+
76	' , 101/1		(046) 3738595	+	+	+
77	' ,12	-	(0362) 26-67-53,26-65-85	+	+	-
78	' ,14		(065)632-21-83, (050) 904-57-17	+	+	+
79	' , 26		(0692) 55-56-43, 45-36-99	+	+	+
80	' , 20	" "	(0645) 702514, (06452) 4-43-85, 4-51-83	+	+	+
81	' ,72	-	(0652)-69-07-78	+	+	+
82	' , 17/1	" - "	(0652) 522-771	+	+	+
83	' ,32	-	(04733)-46-182	+	+	-
84	' ,15 ( )		(06444)40289	+	+	+

85	' , 171 /10	-	(245) 53-136	+	+	+
86	' ,38	. .	(055) 497-26-17	+	+	-
87	' ,19		(0542) 705-296	+	+	-
88	' ,17	SLT- Service ( )	(0542) 78-10-13	+	+	+
89	' ,2	" "	(0352) 26-30-13, 23-17-97	+	+	-
90	' , 1/24	" " - . .	(047) 44-46-614,(047) 44-46-134	+	+	+
91	' , 101		(0312) 661-297	+	+	+
92	' ,12		(057) 717-13-39, 702-16-20	+	+	+
93	' ,3	( )	(057) 734-97-24, 712-51-81	+	+	-
94	' ,18	" "	(096) 595-37-46	+	+	+
95	' ,2	. .	(057) 758-10-39; 758-10-40	+	+	+
96	' ,1		(03142) 42-258	+	+	+
97	' ,5		(0552) 29-60-42	+	+	+
98	' , 28-		(0552) 43-40-33	+	+	+

99	,35		(0552) 420-235	-	-	+
100	,10/1	-	(0382) 723-241, 723-240	+	+	+
101	,71		(0472) 435-389	+	+	+
102	,146, .102	" "	(0472) 563-478, 500-354, (096) 505-63-63	+	+	+
103	.77- ,1		(0462) 601585	+	+	+
104	,80		(0462) 724-872, 724-949	+	+	-
105	,6	( )	(0372) 90-81-89	+	+	+
106	,105 ( )		(0372) 55-48-69,90-13-11	+	+	+
107	,265	( )	(0372) 58-43-01	+	+	+
108	,5		(05449) 40-707	+	+	-
109	,3	" "	(050)373-73-71	+	+	+
110	,5	- ( .)	(050) 324-43-01	+	+	-

GB

**WARRANTY COUPON**

**When purchasing the product,  
please require its checking before you;**

**BE SURE**

**that the goods sold to you, are functional and complete  
and that the warranty coupon is filled in correctly.**

This warranty coupon confirms the absence of any defects in the product you purchased and provides for free of charge repair of the product failed through the fault of the manufacturer throughout the period of warranty service and free of charge repair.

Failing the presentation of this coupon, in case of its improper filling in, infringement of factory seals (if any), and also in cases indicated in the warranty obligations, the claims are not accepted, and no warranty service and free of charge repair is made!

The warranty coupon is valid only in the original copy with the stamp of trading organization, signature of the seller, date of sale and signature of the buyer.

CZ

**ZÁRU NÍ LIST**

**P i koupi výrobku žádejte o jeho vyzkoušení ve Vaší přítomnosti,**

**P E S V D T E S E,**

**že Vám prodaný výrobek je dobře fungující a kompletní  
a že záruční list je vyplněn správně.**

Tento záruční list potvrzuje, že na Vámi koupeném výrobku nejsou žádné vady a zajištěna je bezplatná oprava nefungujícího přístroje z viny výrobce, během celé záruční doby.

Bez předložení tohoto listu, při jeho nesprávném vyplnění, porušení plomb výrobce (jsou-li na výrobku) a také v případech, které jsou uvedené v záručním listě, nároky se nepřijímají a záruční oprava se neprovádí!

Záruční list je platný jenom jako originál s razítkem obchodní organizace, podpisem prodávatele, termínem prodeje a podpisem zákazníka.



## WARRANTY COUPON ZÁRUČNÍ LIST

SATURN HOME APPLIANCES s.r.o.  
KONVOVA 141, 13083 PRAHA 3 – ŽIŽKOV, ČESKÁ REPUBLIKA, TEL: +4202/ 67 108 392

Model /

Production number/Výrobní číslo/

Date of sell/Termín prodeje/

Shop stamp/Razítko obchodu/

Seller's signature/Podpis prodávatele/

Buyer's Signature confirming the acquaintance and consent with conditions of free of charge maintenance service of the product, and absence of the complaints on appearance and color of the product.

Podpis zákazníka, potvrzující seznámení a souhlas s podmínkami bezplatného záručního servisu výrobku, a také neexistence nároků na vzhled a barvu výrobku.

<b>Saturn®</b>	<b>Saturn®</b>	<b>Saturn®</b>
Model / / .....	Model / / .....	Model / / .....
Production number / / .....	Production number / / .....	Production number / / .....
Name of the Trade Company / / .....	Name of the Trade Company / / .....	Name of the Trade Company / / .....
Stamp of the Trade Company / / .....	Stamp of the Trade Company / / .....	Stamp of the Trade Company / / .....
Client Address/Phone # / / .....	Client Address/Phone # / / .....	Client Address/Phone # / / .....
Date of Receiving/ / .....	Date of Receiving/ / .....	Date of Receiving/ / .....
Defect / / .....	Defect / / .....	Defect / / .....
Signature, Stamp / / , / .....	Signature, Stamp / / , / .....	Signature, Stamp / / , / .....
<i>COUPON 1</i>	<i>COUPON 2</i>	<i>COUPON 3</i>