

**CITIZEN**

Micro HumanTech

## DESKTOP CALCULATOR

# SDC-740II

Instruction Manual  
Manual de Instrucciones  
Livro de Especificacoes  
Anweisungshandbuch  
Manuel d'instructions  
Istruzioni all'Uso  
Gebruiksaanwijzing  
Manual  
Инструкция по эксплуатации  
Instrkcja Obsługi  
دليل الإرشادات  
Peraturan pemakaian  
指导说明书

### **CITIZEN SYSTEMS JAPAN CO., LTD.**

6-1-12, Tanashi-cho, Nishi-Tokyo-Shi,  
Tokyo 188-8511, Japan  
E-mail: [sales-oe@systems.citizen.co.jp](mailto:sales-oe@systems.citizen.co.jp)  
<http://www.citizen-systems.co.jp/>

CITIZEN is a registered trademark of CITIZEN Holdings CO., LTD., Japan.  
CITIZEN es una marca registrada de CITIZEN Holdings CO., LTD., Japón.  
Design and specifications are subject to change without notice.  
西铁城和CITIZEN是日本法人西铁城控股株式会社の注册商标



**\* POWER SUPPLY**

**English**

CITIZEN model SDC-740II is a dual-powered (high power solar + back-up battery) calculator operative under any lighting conditions.  
 -Auto power-off function-  
 The calculator switches the power off automatically if there has been no key entry for about 6 minutes.

-Battery change-

If the back-up battery needs to be changed, open the lower cabinet to remove the old battery and insert a new battery in the indicated polarity. After changing battery, please use a metal, elliptical object to press the RESET pad on printed circuit board.

**\* KEY INDEX**

**English**

$\left[ \frac{ON}{C} \right]$  : Power on / Clear key.

[CE] : Clear entry key.

[MU] : Price Mark-up/down key

[00→0] : Shift-back key.

[M-] : Memory minus key.

$[\sqrt{\quad}]$  : Square root key.

[MR] : Memory recall key

[MII+] [MII-] [MII $\frac{R}{\%}$ ] : The Second Memory Key

[M+] : Memory plus key.

[+ / -] :  $\pm$ Sign change key

[MC] : Memory clear key.



- F -

- 0 - 2 - 3 - 4 -

- A -

Decimal place selection switch

Floating decimal mode

Fixed decimal mode

ADD-mode automatically enters the monetary decimal in addition and subtraction calculations



↑ 5/4 ↓

Round-up / Round-off / Round-down switch

The Signs Of The Display Mean The Following:

MI : The first memory loaded.

MII : The second memory loaded.

- : Minus ( or negative)

E : Overflow-error.

**\* OPERATION EXAMPLES**

**English**

**1. Calculation Examples**

Before performing each calculation, press the  $\left[ \frac{ON}{C} \right]$  key.

| Example                               | Key operation  | Display   |
|---------------------------------------|--|-----------|
| $1 \times 2 \times 3 = 6$             | $\left[ \frac{ON}{C} \right]$<br>1 [x] 2 [x] 3 [=]               | 0.<br>6.  |
| $2 \times 3 = 6$                      | 2 [x] 2 [CE] 3 [=]   | 0.<br>6.  |
| $2 + 4 + 6 = 12$                      | 2 [+] 3 [+] 6 $\left[ \frac{ON}{C} \right]$<br>2 [+] 4 [+] 6 [=] | 0.<br>12. |
| $1234 \times 100$                     | 12345 [00→0]   | 1'234.    |
| $= 123,400$                           | [x] 100 [=]  | 123'400.  |
| $5 \times 3 \div 0.2 = 75$            | 5 [x] 3 [ $\div$ ] 0.2 [=]                                       | 75.       |
| $300 \times 27\% = 81$                | 300 [x] 27 [%]   | 81.       |
| $\frac{11.2}{56} \times 100\% = 20\%$ | 11.2 [ $\div$ ] 56 [%]   | 20.       |
| $30 + (30 \times 40\%) = 42$          | 30 [+] 40 [%]  | 42.       |
| $30 - (30 \times 40\%) = 18$          | 30 [-] 40 [%]  | 18.       |
| $5^4 = 625$                           | 5 [x] [=] [=] [=]  | 625.      |
| $\sqrt{144} = 12$                     | 144 [ $\sqrt{\quad}$ ]   | 12.       |
| $\frac{1}{(2 \times 5 - 5)} = 0.2$    | 2 [x] 5 [-] 5 [ $\div$ ] [=]                                     | 0.2       |
| $1 / 25 = 0.04$                       | 25 [ $\div$ ] [=]  | 0.04      |
| $\$14.90 + \$0.35 - \$1.45$           | 1490 [+] 35 [-] 145 [+]  |           |
| $+ \$12.05 = \$25.85$                 | 1205 [=]   | 25.85     |

**2. Memory Calculation**

|                                    |  |                     |
|------------------------------------|--|---------------------|
| $(12 \times 4) - (20 \div 2) = 38$ | $\left[ \frac{ON}{C} \right]$<br>12 [x] 4 [M+] 20 [ $\div$ ] 2 [M-]          | MI 10.<br>MI 38.    |
|                                    | [MR]   | MI 38.              |
|                                    | [MC] $\left[ \frac{ON}{C} \right]$   | 0.                  |
| $15 \times 2 = 30$                 | 15 [x] 2 [M+] 20 [x] 3 [M+]  | MI 60.              |
| $20 \times 3 = 60$                 | 25 [x] 4 [M+]  | MI 100.             |
| $25 \times 4 = 100$                | [MR]   | MI 190.             |
| (total A = 190)                    | 10 [ $\div$ ] 5 [MII+] 4 [x] 2 [MII+]  | MI 8.<br>MII 8.     |
| $10 \div 5 = 2$                    | [MII $\frac{R}{\%}$ ]  | MI 10.<br>MII 10.   |
| $4 \times 2 = 8$                   | [MR] [ $\div$ ]  | MI 190.<br>MII 190. |
| (total B = 10)                     | [MII $\frac{R}{\%}$ ]  | MI 10.<br>MII 10.   |
| $A \div B = 19$                    | [=]  | MI 19.<br>MII 19.   |
|                                    | [MC][MII $\frac{R}{\%}$ ][MII $\frac{R}{\%}$ ] $\left[ \frac{ON}{C} \right]$ | 0.                  |

**3. Constant Calculation**

|                           |                 |       |
|---------------------------|-----------------|-------|
| $2 + 3 = 5$               | 2 [+] 3 [=]     | 5.00  |
| $4 + 3 = 7$               | 4 [=]           | 7.00  |
| $3 \times 4.111 = 12.333$ | 3 [x] 4.111 [=] | 12.34 |
| $3 \times 6 = 18$         | 6 [=]           | 18.00 |

**4. Overflow Error Clear**

|                             |                               |                     |
|-----------------------------|-------------------------------|---------------------|
| $12345678901234 \times 100$ | 123456789012345 E             | 12'345'678'901'234. |
| $= 1234567890123400$        | [00→0] [x] 100 [=] E          | 12.345678901234     |
|                             | $\left[ \frac{ON}{C} \right]$ | 0.                  |

**5. PRICE MARK-UP & DOWN CALCULATION**

|                                  |                              |      |
|----------------------------------|------------------------------|------|
| $200 + (P \times 20\%) = P$      | 200 [ $\div$ ] 20 [MU]       | 250. |
| $P = \frac{200}{1 - 20\%} = 250$ | [MU]                         | 50.  |
| $250 - 200 = 50$                 |                              |      |
| $125 - (P \times 20\%) = P$      | 125 [ $\div$ ] 25 [+/-] [MU] | 100. |
| $P = \frac{125}{1 + 25\%} = 100$ | [MU]                         | 25.  |
| $125 - 100 = 25$                 |                              |      |

**6. DELTA PERCENT**

|   |                  |     |
|---|------------------|-----|
| $\frac{180 - 150}{150} \times 100\% = 20\%$ | 180 [-] 150 [MU] | 20. |
|   |                  |     |

**\* ALIMENTACIÓN**

**Español**

Modelo CITIZEN SDC-740II funciona gracias a un mecanismo de doble carga (luz solar y batería de apoyo), lo cual le permite operar bajo cualquier condición de iluminación.

-Función de desconexión automática-

La calculadora se apaga automáticamente si no ha sido utilizada durante 6 minutos aproximadamente.

-Reemplazado de la pila-

Si la pila de apoyo necesita ser reemplazada, quite los tornillos del departamento inferior y sustituya la pila gastada por una nueva. Coloque la pila en su posición correcta, con la polaridad indicada. Después de cambiar la batería pulse la almohadilla RESET en la tarjeta de circuito impreso con un objeto metálico elíptico.

**\* TECLADO INFORMATIVO**

**Español**

[ON/C]: Tecla de encendido / Tecla de borrar entrada.

[CE]: Borrar.

[MU]: Tecla de subir o bajar precios.

[00→0]: Tecla de anular el dígito ultimado.

[M+]: Tecla de memoria positiva. [M-]: Tecla de memoria negativa.

[+ / -]: ±Tecla de cambio de signo.

[√]: Tecla de raíz cuadrada.

[MR]: Tecla de llamada de memoria.

[MC]: Tecla de para limpiar la memoria.

[MII+] [MII-] [MII<sup>R</sup>C]: Tecla de la segunda memoria.

A 0 2 3 4 F

█

Selector del lugar decimal

- F -

Modo decimal flotante

- 0 - 2 - 3 - 4 -

Modo decimal flotante

- A -

Modo ADD: ingresa automáticamente el decimal monetario en cálculos de suma y resta

↑ 5/4 ↓

█

Redondeo hacia arriba / Sin redondeo /

Redondeo hacia abajo

**Los signos del visor significan lo siguiente:**

**MI** : La primera memoria está cargada.

**MII** : La segunda memoria está cargada.

- : Menos (o negativo)

E : Error de desbordamiento.

**\* EJEMPLO DE FUNCIONES**

**Español**

**1. Ejemplos de cálculo**

Presione la tecla [ON/C] antes de cada cálculo.

| Ejemplo  | Operación con la tecla              | Visualización |
|--|-------------------------------------|---------------|
| A 0 2 3 4 F<br>█<br>1 x 2 x 3 = 6                                    | [ON/C]<br>1 [x] 2 [x] 3 [=]         | 0.<br>6.      |
| 2 x 3 = 6  | 2 [x] 2 [CE] 3 [=]                  | 6.            |
| 2 + 4 + 6 = 12   | 2 [+] 3 [+] 6 [ON/C]                | 0.<br>12.     |
| 1234 x 100   | 12345 [00→0]                        | 1'234.        |
| = 123,400  | [x] 100 [=]                         | 123'400.      |
| 5 x 3 ÷ 0.2 = 75   | 5 [x] 3 [÷] 0.2 [=]                 | 75.           |
| 300 x 27% = 81   | 300 [x] 27 [%]                      | 81.           |
| $\frac{11.2}{56} \times 100\% = 20\%$                                | 11.2 [÷] 56 [%]                     | 20.           |
| 30 + (30 x 40%) = 42   | 30 [+] 40 [%]                       | 42.           |
| 30 - (30 x 40%) = 18   | 30 [-] 40 [%]                       | 18.           |
| 5 <sup>4</sup> = 625   | 5 [x] [=] [=] [=]                   | 625.          |
| $\sqrt{144} = 12$  | 144 [√]                             | 12.           |
| $\frac{1}{(2 \times 5 - 5)} = 0.2$                                   | 2 [x] 5 [-] 5 [÷] [=]               | 0.2           |
| 1 / 25 = 0.04  | 25 [÷] [=]                          | 0.04          |
| A 0 2 3 4 F<br>█<br>\$14.90 + \$0.35 - \$1.45<br>+ \$12.05 = \$25.85 | 1490 [+] 35 [-] 145 [+]<br>1205 [=] | 25.85         |

**2. Cálculo de memoria**

|  |  |              |
|--|--|--------------|
| ↑ 5/4 ↓<br>█<br>(12 x 4) - (20 ÷ 2) = 38 | [ON/C]<br>12 [x] 4 [M+] 20 [÷] 2 [M-]              | 0.<br>MI 10. |
| A 0 2 3 4 F<br>█                         | [MR]   | MI 38.       |
| 15 x 2 = 30                              | [MC] [ON/C]  | 0.           |
| 20 x 3 = 60                              | 15 [x] 2 [M+] 20 [x] 3 [M+]                        | MI 60.       |
| 25 x 4 = 100                             | 25 [x] 4 [M+]                                      | MI 100.      |
| (total A = 190)                          | [MR]   | MI 190.      |
| 10 ÷ 5 = 2                               | 10 [÷] 5 [MII+] 4 [x] 2 [MII+]                     | MI 8.        |
| 4 x 2 = 8                                | [MII <sup>R</sup> C]                               | MI 10.       |
| (total B = 10)                           | [MR] [÷]   | MI 190.      |
| A ÷ B = 19                               | [MII <sup>R</sup> C]                               | MI 10.       |
|  | [=]  | MI 19.       |
|  | [MC][MII <sup>R</sup> C][MII <sup>R</sup> C][ON/C] | MI 0.        |

**3. Constante**

|   |                 |       |
|---|-----------------|-------|
| ↑ 5/4 ↓<br>█<br>2 + 3 = 5                     | 2 [+] 3 [=]     | 5.00  |
| 4 + 3 = 7                                     | 4 [=]           | 7.00  |
| A 0 2 3 4 F<br>█<br>$3 \times 4.111 = 12.333$ | 3 [x] 4.111 [=] | 12.34 |
| $3 \times 6 = 18$                             | 6 [=]           | 18.00 |

**4. Limpieza de error de desbordamiento**

|                      |                      |                     |
|----------------------|----------------------|---------------------|
| 12345678901234 x 100 | 123456789012345 E    | 12'345'678'901'234. |
| = 1234567890123400   | [00→0] [x] 100 [=] E | 12.345678901234     |
|                      | [ON/C]               | 0.                  |

**5. CÁLCULO DE SUBIR O BAJAR PRECIOS**

|                                     |                       |      |
|-------------------------------------|-----------------------|------|
| A 0 2 3 4 F<br>█<br>200+(P x 20%)=P | 200 [÷] 20 [MU]       | 250. |
| P = $\frac{200}{1-20\%} = 250$      | [MU]                  | 50.  |
| 250-200 = 50                        |                       |      |
| 125-(P x 20%)=P                     | 125 [÷] 25 [+/-] [MU] | 100. |
| P = $\frac{125}{1+25\%} = 100$      | [MU]                  | 25.  |
| 125-100 = 25                        |                       |      |

**6. PORCENTAJE DELTA**

|   |                  |     |
|---|------------------|-----|
| A 0 2 3 4 F<br>█<br>$\frac{180-150}{150} \times 100\% = 20\%$ | 180 [-] 150 [MU] | 20. |
|---|------------------|-----|

**\* FONTE DE ALIMENTAÇÃO**

**Português**

CITIZEN modelo SDC-740II tem dupla fonte de alimentação de energia (energia solar e bateria de reserva), permitindo operar sob qualquer condição de iluminação.

-Função Auto power-off(desligamento automático)-

A calculadora desliga automaticamente, caso nenhum a tecla seja utilizada por aproximadamente 6 minutos.

-Troca de bateria-

Se for necessário trocar a bateria de reserva, remova a bateria usada, abrindo a tampa inferior e coloque uma bateria nova, observando a polaridade indicada. Depois de trocar a bateria, use um objeto metálico e elíptico para pressionar a tecla RESET na placa de circuito impresso.

**\* ÍNDICE DE TECLAS**

**Português**

$\left[ \frac{ON}{C} \right]$  : Power on / Clear key.

[CE] :Limpar.

[MU] :Tecla para Marca Preço para cima / baixo.

[00→0] :Tecla de mudança de dígito.

[M+] :Tecla de mais da memória. [M-]:Tecla de menos da memória.

[+ / -] :Tecla para mudar Sinal ±  $\left[ \sqrt{\quad} \right]$  : Tecla de Raiz Quadrada.

[MR] : Tecla da chamada da memória.

[MC] : Tecla para limpar a memória.

[MII+] [MII-] [MII $\frac{R}{C}$ ] : A Segunda Tecla de Memória.

$\begin{matrix} A & 0 & 2 & 3 & 4 & F \\ \hline & \blacksquare & \blacksquare & \blacksquare & \blacksquare & \blacksquare \end{matrix}$

Comutador para seleção de casa decimal

- F -

Modalidade de decimal flutuante

- 0 - 2 - 3 - 4 -

Modalidade de decimal fixo

- A -

Modalidade ADICIONAR entra automaticamente a decimal monetária em cálculos de adição e subtração.

$\uparrow$  5/4  $\downarrow$

Arredondamento para cima / Truncamento /

$\begin{matrix} \blacksquare & \blacksquare \\ \hline \blacksquare & \blacksquare \end{matrix}$

Arredondamento para baixo

**Os Sinais do Visor Significam o Seguinte:**

MI : A primeira memória carregada.

MII : A segunda memória carregada

- : Menos ( ou negativo)

E : Erro por transbordamento.

**\* EXEMPLOS DE OPERAÇÃO**

**Português**

**1.Exemplo de calculos**

Antes de executar cada cálculo, pressione a tecla  $\left[ \frac{ON}{C} \right]$ .

| Exemplo                               | Operação com a tecla                               | Visualização |
|---------------------------------------|--|--------------|
| $1 \times 2 \times 3 = 6$             | $\left[ \frac{ON}{C} \right]$<br>1 [x] 2 [x] 3 [=] | 0.<br>6.     |
|                                       | $\left[ \frac{ON}{C} \right]$                      | 0.           |
| $2 \times 3 = 6$                      | 2 [x] 2 [CE] 3 [=]                                 | 6.           |
| $2 + 4 + 6 = 12$                      | 2 [+] 3 [+] 6 $\left[ \frac{ON}{C} \right]$        | 0.           |
|                                       | 2 [+] 4 [+] 6 [=]                                  | 12.          |
| $1234 \times 100$                     | 12345 [00→0]                                       | 1'234.       |
| $= 123,400$                           | [x] 100 [=]  | 123'400.     |
| $5 \times 3 \div 0.2 = 75$            | 5 [x] 3 [÷] 0.2 [=]                                | 75.          |
| $300 \times 27\% = 81$                | 300 [x] 27 [%]                                     | 81.          |
| $\frac{11.2}{56} \times 100\% = 20\%$ | 11.2 [÷] 56 [%]                                    | 20.          |
| $30 + (30 \times 40\%) = 42$          | 30 [+] 40 [%]                                      | 42.          |
| $30 - (30 \times 40\%) = 18$          | 30 [-] 40 [%]                                      | 18.          |
| $5^4 = 625$                           | 5 [x] [=] [=] [=]                                  | 625.         |
| $\sqrt{144} = 12$                     | 144 [ $\sqrt{\quad}$ ]                             | 12.          |
| $\frac{1}{(2 \times 5 - 5)} = 0.2$    | 2 [x] 5 [-] 5 [÷] [=]                              | 0.2          |
| $1 / 25 = 0.04$                       | 25 [÷] [=]   | 0.04         |
| $\$14.90 + \$0.35 - \$1.45$           | 1490 [+] 35 [-] 145 [-]                            |              |
| $+ \$12.05 = \$25.85$                 | 1205 [=]   | 25.85        |

**2.Memória**

|                                    |  |         |
|------------------------------------|--|---------|
| $(12 \times 4) - (20 \div 2) = 38$ | $\left[ \frac{ON}{C} \right]$<br>12 [x] 4 [M+] 20 [÷] 2 [M-]               | MI 10.  |
|                                    | [MR]   | MI 38.  |
|                                    | [MC] $\left[ \frac{ON}{C} \right]$   | 0.      |
| $15 \times 2 = 30$                 | 15 [x] 2 [M+] 20 [x] 3 [M+]  | MI 60.  |
| $20 \times 3 = 60$                 | 25 [x] 4 [M+]  | MI 100. |
| $25 \times 4 = 100$                | [MR]   | MI 190. |
| (total A = 190)                    | 10 [÷] 5 [MII+] 4 [x] 2 [MII+]   | MI 8.   |
| $10 \div 5 = 2$                    | [MII $\frac{R}{C}$ ]   | MI 10.  |
| $4 \times 2 = 8$                   | [MR] [÷]   | MI 190. |
| (total B = 10)                     | [MII $\frac{R}{C}$ ]   | MI 10.  |
| $A \div B = 19$                    | [MII $\frac{R}{C}$ ]   | MI 19.  |
|                                    | [=]  | MI 19.  |
|                                    | [MC][MII $\frac{R}{C}$ ][MII $\frac{R}{C}$ ] $\left[ \frac{ON}{C} \right]$ | 0.      |

**3.Constante**

|                           |                 |       |
|---------------------------|-----------------|-------|
| $2 + 3 = 5$               | 2 [+] 3 [=]     | 5.00  |
| $4 + 3 = 7$               | 4 [=]           | 7.00  |
| $3 \times 4.111 = 12.333$ | 3 [x] 4.111 [=] | 12.34 |
| $3 \times 6 = 18$         | 6 [=]           | 18.00 |

**4.Erro por transbordamento**

|                             |                               |                     |
|-----------------------------|-------------------------------|---------------------|
| $12345678901234 \times 100$ | 123456789012345 E             | 12'345'678'901'234. |
| $= 1234567890123400$        | [00→0] [x] 100 [=] E          | 12.345678901234     |
|                             | $\left[ \frac{ON}{C} \right]$ | 0.                  |

**5.CÁLCULO PARA MARCAÇÃO DE PREÇO PARA CIMA & PARA BAIXO**

|                                  |                       |      |
|----------------------------------|-----------------------|------|
| $200 + (P \times 20\%) = P$      | 200 [÷] 20 [MU]       | 250. |
| $P = \frac{200}{1 - 20\%} = 250$ | [MU]                  | 50.  |
| $250 - 200 = 50$                 |                       |      |
| $125 - (P \times 20\%) = P$      | 125 [÷] 25 [+/-] [MU] | 100. |
| $P = \frac{125}{1 + 25\%} = 100$ | [MU]                  | 25.  |
| $125 - 100 = 25$                 |                       |      |

**6.PORCENTO DELTA**

|   |                  |     |
|---|------------------|-----|
| $\frac{180 - 150}{150} \times 100\% = 20\%$ | 180 [-] 150 [MU] | 20. |
|---|------------------|-----|

**\* STROMVERSORGUNG**

**Deutsch**

Das CITIZEN Modell SDC-740II wird durch 2 voneinander unabhängigen Energiequellen versorgt (Entweder durch eine sehr starke Solarzelle oder durch eine Batterie). Der Rechner arbeitet selbst unter schlechtesten Lichtbedingungen.

-Automatische Ausschaltung-

Ist der Rechner 6 Minuten nicht in Betrieb, schaltet er sich automatisch ab.

-Batteriewechsel-

Sollte die batterie gewechselt werden, entfernen Sie bitte die Schrauben vom unterteil und tauschen die alte gegen eine neue batterie aus. Beachten Sie, daß die batterie richtig, entsprechend der polarität, eingelegt wird. Drücken Sie nach dem Auswechseln der Batterie mit einem runden metallernem Objekt auf das RESET Feld auf der bedruckten Platine.

**\* ERKLÄRUNGEN VON SCHLUSSEL**

**Deutsch**

- [ON/C] : An / Eingabe löschen
- [CE] : Löschen Taste
- [MU] : Preisangabe-oben/unten Taste
- [00→0] : Rechts schub taste.
- [M+] : Speicher Plus-Taste.
- [M-] : Speicher Minus-Taste.
- [+ / -] : ±Vorzeicheneingabetaste.
- [√] : Quadratwurzeltaste.
- [MR] : Speicher Abruf-Taste
- [MC] : Speicher Löschen-Taste.
- [MII+] [MII-] [MII<sup>R</sup>] : Zweite Memory Taste

- Schalter für Dezimalauswahlplatz
- F - Gleitkomma-Modus
- 0 - 2 - 3 - 4 - Festkomma-Modus
- A - ADD-Modus gibt bei Additions- und Subtraktionsrechnungen automatisch das Dezimalkomma an.

- Aufrunden , Abrundenschalter

**Die Zeichen in der Anzeige haben die folgende Bedeutung:**

- MI : Erste Memory geladen.
- MII : Zweite Memory geladen.
- : Minus ( oder negative)
- E : Überflussfehler.

**\* BEISPIEL FÜR DEN bETRIEB**

**Deutsch**

**1. Berechnungsbeispiele**

Drücken Sie vor dem Ausführen einer Berechnung jeweils die [ON/C] Taste.

| Beispiel   | Tastenkombination                   | Anzeige            |
|--|-------------------------------------|--------------------|
| 1 x 2 x 3 = 6                                    | [ON/C]<br>1 [x] 2 [x] 3 [=]         | 0.<br>6.           |
| 2 x 3 = 6  | [ON/C]<br>2 [x] 2 [CE] 3 [=]        | 0.<br>6.           |
| 2 + 4 + 6 = 12                                   | [ON/C]<br>2 [+] 3 [+] 6 [ON/C]      | 0.<br>12.          |
| 1234 x 100<br>= 123,400                          | 12345 [00→0]<br>[x] 100 [=]         | 1'234.<br>123'400. |
| 5 x 3 ÷ 0.2 = 75                                 | 5 [x] 3 [÷] 0.2 [=]                 | 75.                |
| 300 x 27% = 81                                   | 300 [x] 27 [%]                      | 81.                |
| $\frac{11.2}{56} \times 100\% = 20\%$            | 11.2 [÷] 56 [%]                     | 20.                |
| 30 + (30 x 40%) = 42                             | 30 [+] 40 [%]                       | 42.                |
| 30 - (30 x 40%) = 18                             | 30 [-] 40 [%]                       | 18.                |
| 5 <sup>4</sup> = 625                             | 5 [x] [=] [=] [=]                   | 625.               |
| $\sqrt{144} = 12$                                | 144 [√]                             | 12.                |
| $\frac{1}{(2 \times 5 - 5)} = 0.2$               | 2 [x] 5 [-] 5 [÷] [=]               | 0.2                |
| 1 / 25 = 0.04                                    | 25 [÷] [=]                          | 0.04               |
| \$14.90 + \$0.35 - \$1.45<br>+ \$12.05 = \$25.85 | 1490 [+] 35 [-] 145 [+]<br>1205 [=] | 25.85              |

**2. Speicher**

|                          |  |                  |
|--------------------------|--|------------------|
| (12 x 4) - (20 ÷ 2) = 38 | [ON/C]<br>12 [x] 4 [M+] 20 [÷] 2 [M-]<br>[MR]    | MI 10.<br>MI 38. |
| 15 x 2 = 30              | [MC] [ON/C]                                      | 0.               |
| 20 x 3 = 60              | 15 [x] 2 [M+] 20 [x] 3 [M+]                      | MI 60.           |
| 25 x 4 = 100             | 25 [x] 4 [M+]                                    | MI 100.          |
| (total A = 190)          | [MR]   | MI 190.          |
| 10 ÷ 5 = 2               | 10 [÷] 5 [MII+] 4 [x] 2 [MII+]                   | MI 8.<br>MII 10. |
| 4 x 2 = 8                | [MII <sup>R</sup> ]                              | MI 10.           |
| (total B = 10)           | [MR] [÷]   | MI 190.          |
| A ÷ B = 19               | [MII <sup>R</sup> ]                              | MI 10.           |
|                          | [=]  | MI 19.<br>MII    |
|                          | [MC][MII <sup>R</sup> ][MII <sup>R</sup> ][ON/C] | 0.               |

**3. Konstant**

|                    |                 |       |
|--------------------|-----------------|-------|
| 2 + 3 = 5          | 2 [+] 3 [=]     | 5.00  |
| 4 + 3 = 7          | 4 [=]           | 7.00  |
| 3 x 4.111 = 12.333 | 3 [x] 4.111 [=] | 12.34 |
| 3 x 6 = 18         | 6 [=]           | 18.00 |

**4. Korrektur und Überlauffehler**

|                      |                    |                     |
|----------------------|--------------------|---------------------|
| 12345678901234 x 100 | 123456789012345 E  | 12'345'678'901'234. |
| = 1234567890123400   | [00→0] [x] 100 [=] | E 12.345678901234   |
|                      | [ON/C]             | 0.                  |

**5. PREISMARKIERUNGS AUF & ABRUNDUNGSRECHNUNG**

|                                |                       |      |
|--------------------------------|-----------------------|------|
| 200+(P x 20%)=P                | 200 [÷] 20 [MU]       | 250. |
| $P = \frac{200}{1-20\%} = 250$ | [MU]                  | 50.  |
| 250-200 = 50                   |                       |      |
| 125-(P x 20%)=P                | 125 [÷] 25 [+/-] [MU] | 100. |
| $P = \frac{125}{1+25\%} = 100$ | [MU]                  | 25.  |
| 125-100 = 25                   |                       |      |

**6. DELTA PROZENT**

|                                      |                  |     |
|--------------------------------------|------------------|-----|
| $\frac{180-150}{150} \times 100\% =$ | 180 [-] 150 [MU] | 20. |
| 20%                                  |                  |     |

**\* ALIMENTATION**

**Français**

CITIZEN modèle SDC-740II à double alimentation (énergie solaire haute+pile de soutien d'alimentation) qui peut opérer sous n'importe conditions de lumière.

- Arrêt d'alimentation automatique -

L'alimentation de cette calculatrice se coupe automatiquement si laissée allumée et non utilisée pendant environ 6 minutes.

-Remplacement de pile-

Lorsque il faut remplacer la pile, enleve les vis de l'étui bas et remplacer la pile usée et insérer une nouvelle pile selon la polarité indiquée. Après avoir changé la batterie, utilisez un objet elliptique en métal, pour appuyer sur le coussinet de REAJUSTEMENT sur le panneau du circuit imprimé.

**\* SIGNIFICATION DES TOUCHES**

**Français**

$\left[ \frac{ON}{C} \right]$  : Bouton de Mise en marche/ Touche d'annulation de l'Entrée.

[CE] : d'annulation. [00→0] : Touche de correction.

[MU] : Touche de hausse / baisse du Prix.

[M+] : Touche de mémoire plus.

[M-] : Touche de mémoire moins.

[+ / -] : ± Touche de changement de Signe

[√] : Touche Racine carrée.

[MR] : Rappeler la mémoire. [MC] : Effacer la mémoire.

[MII+] [MII-] [MII $\frac{R}{C}$ ] : Seconde touche de Mémoire.

$\overline{A0234F}$  Bouton de sélection d'emplacement de la Décimale

- F - Mode de Décimale Flottante

- 0 - 2 - 3 - 4 - Mode de Décimale Fixe

- A - Le mode ADD entre automatiquement la décimale monétaire en mode de calculs d'addition et de soustraction

$\uparrow 5/4 \downarrow$  Bouton d'Arrondi supérieur / Arrondi / Arrondi inférieur

**Les signes de l'Affichage signifient ce qui suit:**

MI : La Première Mémoire est remplie - : Moins (ou négatif)

MII : La Seconde Mémoire est remplie. E : Erreur - Débordement

**\* EXEMPLES D'OPÉRATIONS**

**Français**

**1.Exemples de calculs**

Avant d'effectuer chaque calcul, pressez la touche  $\left[ \frac{ON}{C} \right]$ .

| Exemple                               | Touche d'Opération                                  | Affichage |
|---------------------------------------|---|-----------|
| $1 \times 2 \times 3 = 6$             | $\left[ \frac{ON}{C} \right]$<br>1 [x] 2 [x] 3 [=]  | 0.<br>6.  |
| $2 \times 3 = 6$                      | $\left[ \frac{ON}{C} \right]$<br>2 [x] 2 [CE] 3 [=] | 0.<br>6.  |
| $2 + 4 + 6 = 12$                      | 2 [+] 3 [+] 6 $\left[ \frac{ON}{C} \right]$         | 0.<br>12. |
| 1234 x 100                            | 12345 [00→0]  | 1'234.    |
| = 123,400                             | [x] 100 [=]   | 123'400.  |
| $5 \times 3 \div 0.2 = 75$            | 5 [x] 3 [ $\div$ ] 0.2 [=]                          | 75.       |
| $300 \times 27\% = 81$                | 300 [x] 27 [%]                                      | 81.       |
| $\frac{11.2}{56} \times 100\% = 20\%$ | 11.2 [ $\div$ ] 56 [%]                              | 20.       |
| $30 + (30 \times 40\%) = 42$          | 30 [+] 40 [%]                                       | 42.       |
| $30 - (30 \times 40\%) = 18$          | 30 [-] 40 [%]                                       | 18.       |
| $5^5 = 625$                           | 5 [x] [=] [=] [=]                                   | 625.      |
| $\sqrt{144} = 12$                     | 144 [ $\sqrt{\quad}$ ]                              | 12.       |
| $\frac{1}{(2 \times 5 - 5)} = 0.2$    | 2 [x] 5 [-] 5 [ $\div$ ] [=]                        | 0.2       |
| $1 / 25 = 0.04$                       | 25 [ $\div$ ] [=]                                   | 0.04      |
| \$14.90 + \$0.35 - \$1.45             | 1490 [+] 35 [-] 145 [+]                             |           |
| + \$12.05 = \$25.85                   | 1205 [=]  | 25.85     |

**2.Calcul avec mémoire**

|                                    |  |         |
|------------------------------------|--|---------|
| $(12 \times 4) - (20 \div 2) = 38$ | $\left[ \frac{ON}{C} \right]$<br>12 [x] 4 [M+] 20 [ $\div$ ] 2 [M-]        | MI 10.  |
|                                    | [MR]   | MI 38.  |
|                                    | [MC] $\left[ \frac{ON}{C} \right]$   | 0.      |
| 15 x 2 = 30                        | 15 [x] 2 [M+] 20 [x] 3 [M+]  | MI 60.  |
| 20 x 3 = 60                        | 25 [x] 4 [M+]  | MI 100. |
| 25 x 4 = 100                       | [MR]   | MI 190. |
| (total A = 190)                    | 10 [ $\div$ ] 5 [MII+] 4 [x] 2 [MII+]                                      | MI 8.   |
| 10 ÷ 5 = 2                         | [MII $\frac{R}{C}$ ]   | MI 10.  |
| 4 x 2 = 8                          | [MR] [ $\div$ ]  | MI 190. |
| (total B = 10)                     | [MII $\frac{R}{C}$ ]   | MI 10.  |
| A ÷ B = 19                         | [MII $\frac{R}{C}$ ]   | MI 19.  |
|                                    | [=]  | MII 19. |
|                                    | [MC][MII $\frac{R}{C}$ ][MII $\frac{R}{C}$ ] $\left[ \frac{ON}{C} \right]$ | 0.      |

**3.Constant Calcul**

|                           |                 |       |
|---------------------------|-----------------|-------|
| $2 + 3 = 5$               | 2 [+] 3 [=]     | 5.00  |
| $4 + 3 = 7$               | 4 [=]           | 7.00  |
| $3 \times 4.111 = 12.333$ | 3 [x] 4.111 [=] | 12.34 |
| $3 \times 6 = 18$         | 6 [=]           | 18.00 |

**4.Correction et dépassement-erreur**

|                      |                               |                     |
|----------------------|-------------------------------|---------------------|
| 12345678901234 x 100 | 123456789012345 E             | 12'345'678'901'234. |
| = 1234567890123400   | [00→0] [x] 100 [=] E          | 12.345678901234     |
|                      | $\left[ \frac{ON}{C} \right]$ | 0.                  |

**5.CALCUL DE LA HAUSSE ET DE LA BAISSSE DU PRIX**

|                                  |                              |      |
|----------------------------------|------------------------------|------|
| $200 + (P \times 20\%) = P$      | 200 [ $\div$ ] 20 [MU]       | 250. |
| $P = \frac{200}{1 - 20\%} = 250$ | [MU]                         | 50.  |
| 250 - 200 = 50                   |                              |      |
| $125 - (P \times 20\%) = P$      | 125 [ $\div$ ] 25 [+/-] [MU] | 100. |
| $P = \frac{125}{1 + 25\%} = 100$ | [MU]                         | 25.  |
| 125 - 100 = 25                   |                              |      |

**6.POURCENTAGE DELTA**

|   |                  |     |
|---|------------------|-----|
| $\frac{180 - 150}{150} \times 100\% = 20\%$ | 180 [-] 150 [MU] | 20. |
|---|------------------|-----|

**\* Alimentazione Elettrica****Italiano**

Il calcolatore CITIZEN model SDC-740II ha due risorse di potenza :  
energia solare e batteria di riserva e può funzionare sotto qualsiasi luce.

-Spegnimento automatico-

La calcolatrice si spegne automaticamente se non immettere  
nessun dato in circa 6 minuti.

-Sostituzione della batteria -

Nel caso che sia necessario sostituire la batteria,rimuovere il  
coperchio inferiore, togliere la batteria vecchia e inserire una nuova  
nel compartimento batteria. Dopo aver cambiato la batteria, si prega  
di usare un oggetto di metallo ellittico per premere il tasto RESET  
(REIMPOSTA) sullo schema del circuito stampato.

**\* Indice Tasti****Italiano**

[ $\frac{ON}{C}$ ] : Acceso / Cancella immissione.

[CE] : Tasto cancella.

[MU] : Tasto rialzo/ribasso di prezzo.

[00→0] : Correzione.

[+ / -] : ±Tasto cambio segno.

[M-] : Memoria sottrazione.

[M+] : Memoria addizione.

[ $\sqrt{\quad}$ ] : Tasto radice quadrata.

[MR] : Tasto richiama memoria [MC] : Tasto cancella memoria

[MII+] [MII-] [MII $\frac{C}{E}$ ] : Il Tasto di seconda memoria.



Scambio selezione della posizione del decimale

- F -

Modalità decimale mobile

- 0 - 2 - 3 - 4 -

Modalità decimale fissa

- A -

La modalità AGGIUNGI introduce automaticamente  
il decimale monetario nei calcoli di addizione e  
sottrazione



Scambio arrotondamento / arrotondamento per  
eccesso / arrotondamento per difetto

**I simboli dello Schermo di visualizzazione significano:**

MI : La prima memoria caricata.

MII : La seconda memoria caricata.

- : Meno ( o negativo). E : Errore di traboccamento aritmetico

**\* Esempio di Operazione****Italiano****1. Operazione del calcolo normale**

Prima di effettuare ciascun calcolo, premere il tasto [ $\frac{ON}{C}$ ].

| Esempio                                  | Operazione con il tasto                                   | Visualizzazione |
|--|---|-----------------|
| A 0 2 3 4 F<br>1 x 2 x 3 = 6             | [ $\frac{ON}{C}$ ]<br>1 [x] 2 [x] 3 [=]                   | 0.<br>6.        |
| 2 x 3 = 6                                | [ $\frac{ON}{C}$ ]<br>2 [x] 2 [CE] 3 [=]                  | 0.<br>6.        |
| 2 + 4 + 6 = 12                           | 2 [+ ] 3 [+ ] 6 [ $\frac{ON}{C}$ ]<br>2 [+ ] 4 [+ ] 6 [=] | 0.<br>12.       |
| 1234 x 100                               | 12345 [00→0]  | 1'234.          |
| = 123,400                                | [x] 100 [=]   | 123'400.        |
| 5 x 3 ÷ 0.2 = 75                         | 5 [x] 3 [÷] 0.2 [=]                                       | 75.             |
| 300 x 27% = 81                           | 300 [x] 27 [%]  | 81.             |
| $\frac{11.2}{56}$ x 100% = 20%           | 11.2 [÷] 56 [%]   | 20.             |
| 30 + (30 x 40%) = 42                     | 30 [+ ] 40 [%]  | 42.             |
| 30 - (30 x 40%) = 18                     | 30 [- ] 40 [%]  | 18.             |
| 5 <sup>4</sup> = 625                     | 5 [x] [=] [=] [=]   | 625.            |
| $\sqrt{144}$ = 12                        | 144 [ $\sqrt{\quad}$ ]                                    | 12.             |
| $\frac{1}{(2 \times 5 - 5)} = 0.2$       | 2 [x] 5 [- ] 5 [÷] [=]                                    | 0.2             |
| 1 / 25 = 0.04                            | 25 [÷] [=]  | 0.04            |
| A 0 2 3 4 F<br>\$14.90 + \$0.35 - \$1.45 | 1490 [+ ] 35 [- ] 145 [+ ]                                |                 |
| + \$12.05 = \$25.85                      | 1205 [=]  | 25.85           |

**2. Operazione del calcolo memoria**

|                            |  |                  |
|----------------------------|--|------------------|
| $\frac{5}{4}$<br>38        | (12 x 4) - (20 ÷ 2) = [ $\frac{ON}{C}$ ]                       | 0.               |
| A 0 2 3 4 F<br>15 x 2 = 30 | 12 [x] 4 [M+] 20 [÷] 2 [M-]<br>[MR]                            | MI 10.<br>MI 38. |
| 20 x 3 = 60                | [MC] [ $\frac{ON}{C}$ ]  | 0.               |
| 25 x 4 = 100               | 15 [x] 2 [M+] 20 [x] 3 [M+]                                    | MI 60.           |
| (total A = 190)            | 25 [x] 4 [M+]  | MI 100.          |
| 10 ÷ 5 = 2                 | [MR]   | MI 190.          |
| 4 x 2 = 8                  | 10 [÷] 5 [MII+] 4 [x] 2 [MII+]                                 | MI 8.            |
| (total B = 10)             | [MII $\frac{C}{E}$ ]   | MI 10.           |
| A ÷ B = 19                 | [MR] [÷]   | MI 190.          |
|                            | [MII $\frac{C}{E}$ ]   | MI 10.           |
|                            | [=]  | MI 19.           |
|                            | [MC][MII $\frac{C}{E}$ ][MII $\frac{C}{E}$ ][ $\frac{ON}{C}$ ] | 0.               |

**3. Operazione del calcolo costante**

|  |                 |       |
|--|-----------------|-------|
| $\frac{5}{4}$<br>2 + 3 = 5               | 2 [+ ] 3 [=]    | 5.00  |
| 4 + 3 = 7                                | 4 [=]           | 7.00  |
| A 0 2 3 4 F<br>$3 \times 4.111 = 12.333$ | 3 [x] 4.111 [=] | 12.34 |
| $3 \times 6 = 18$                        | 6 [=]           | 18.00 |

**4. Cancellazione della capacità di operazione superata**

|                      |                      |                     |
|----------------------|----------------------|---------------------|
| 12345678901234 x 100 | 123456789012345 E    | 12'345'678'901'234. |
| = 1234567890123400   | [00→0] [x] 100 [=] E | 12.345678901234     |
|                      | [ $\frac{ON}{C}$ ]   | 0.                  |

**5. CALCOLO RIALZO/RIBASSO DI PREZZO**

|                                |                       |      |
|--------------------------------|-----------------------|------|
| A 0 2 3 4 F<br>200+(P x 20%)=P | 200 [÷] 20 [MU]       | 250. |
| $P = \frac{200}{1-20\%} = 250$ | [MU]                  | 50.  |
| 250-200 = 50                   |                       |      |
| 125-(P x 20%)=P                | 125 [÷] 25 [+/-] [MU] | 100. |
| $P = \frac{125}{1+25\%} = 100$ | [MU]                  | 25.  |
| 125-100 = 25                   |                       |      |

**6. PERCENTUALE DELTA**

|   |                   |     |
|---|-------------------|-----|
| A 0 2 3 4 F<br>$\frac{180-150}{150} \times 100\% =$ | 180 [- ] 150 [MU] | 20. |
| 20%   |                   |     |



**\* Stroomvoorziening**

**Nederlands**

De CITIZEN SDC-740II calculator krijgt haar energie van twee soorten batterijen: zonne-energie en reserve energie. Zij kan onder alle soorten licht werken.  
 -Automatische verbreking van de stroomvoorziening-  
 Als de calculator gedurende 6 minuten niet gebruikt wordt, zal de Sstroomvoorziening automatisch verbroken worden.  
 -Het verwisselen van de batterijen-  
 Wanneer u de batterijvakje wilt verwisselen, moet u eerst het deksel van het batterijvakje openen en de oude batterijen verwijderen, en daarna de nieuwe batterijen in het vakje plaatsen. Na het veranderen van de batterij, gebruikt u een metalen elliptisch voorwerp om op het RESET pad van het gedrukte circuitbord te drukken.

**\* Lijst van druktoetsen**

**Nederlands**


[ $\frac{ON}{C}$ ] : Inschakelen / Invoer wissen. [CE] : Wissen.  
 [MU] : Toets voor afgeprijsde en verhoogde prijs.  
 [00→0] : Veranderen. [ $\sqrt{\quad}$ ] : Vierkantswortel-toets.  
 [M+] : Geheugen optellen. [M-] : Geheugen aftrekken.  
 [+ / -] : ± Toets voor het veranderen van teken  
 [MR] : Toets voor het opvragen van geheugen.  
 [MC] : Toets voor het wissen van geheugen.  
 [MII+] [MII-] [MII $\frac{R}{C}$ ] : Toets van het tweede geheugen.  
 Schakelaar voor de selectie van de decimale plaatsen  
 - F - Drijvende komma decimale modus  
 - 0 - 2 - 3 - 4 - Vaste komma decimale modus  
 - A - De optelmodus gaat automatisch over naar de monetaire decimale modus bij het optellen en aftrekken  
 Schakelaar voor het naar boven / naar beneden afronden  
 The Signs Of The Display Mean The Following:  
 MI : The first memory loaded. - : Minus ( or negative)  
 MII : The second memory loaded. E : Overflow-error.

**\* Voorbeelden van bediening bij gebruik**


**Nederlands**

**1. Voorbeeldberekeningen**





Alvorens een bewerking uit te voeren dient u op de toets [ $\frac{ON}{C}$ ] te drukken.

| Voorbeeld   | Ingedrukte toetsen                      | Weergave op het scherm |
|---|---|------------------------|
|  1 x 2 x 3 = 6 | [ $\frac{ON}{C}$ ]<br>1 [x] 2 [x] 3 [=] | 0.<br>6.               |
| 2 x 3 = 6   | 2 [x] 2 [CE] 3 [=]                      | 0.<br>6.               |
| 2 + 4 + 6 = 12  | 2 [+] 3 [+] 6 [ $\frac{ON}{C}$ ]        | 0.<br>12.              |
| 1234 x 100  | 12345 [00→0]                            | 1'234.                 |
| = 123,400   | [x] 100 [=]                             | 123'400.               |
| 5 x 3 ÷ 0.2 = 75  | 5 [x] 3 [÷] 0.2 [=]                     | 75.                    |
| 300 x 27% = 81  | 300 [x] 27 [%]                          | 81.                    |
| $\frac{11.2}{56} \times 100\% = 20\%$   | 11.2 [÷] 56 [%]                         | 20.                    |
| 30 + (30 x 40%) = 42  | 30 [+] 40 [%]                           | 42.                    |
| 30 - (30 x 40%) = 18  | 30 [-] 40 [%]                           | 18.                    |
| 5 <sup>5</sup> = 625  | 5 [x] [=] [=] [=]                       | 625.                   |
| $\sqrt{144} = 12$   | 144 [ $\sqrt{\quad}$ ]                  | 12.                    |
| $\frac{1}{(2 \times 5 - 5)} = 0.2$  | 2 [x] 5 [-] 5 [+] [=]                   | 0.2                    |
| 1 / 25 = 0.04   | 25 [÷] [=]                              | 0.04                   |
| \$14.90 + \$0.35 - \$1.45   | 1490 [+] 35 [-] 145 [+]                 |                        |
| + \$12.05 = \$25.85   | 1205 [=]                                | 25.85                  |

**2. Geheugenberekeningen**

|  |  |         |
|--|--|---------|
|  (12 x 4) - (20 ÷ 2) = 38 | [ $\frac{ON}{C}$ ]<br>12 [x] 4 [M+] 20 [÷] 2 [M-]              | MI 10.  |
|  | [MR]   | MI 38.  |
|  | [MC] [ $\frac{ON}{C}$ ]  | 0.      |
| 15 x 2 = 30  | 15 [x] 2 [M+] 20 [x] 3 [M+]                                    | MI 60.  |
| 20 x 3 = 60  | 25 [x] 4 [M+]  | MI 100. |
| 25 x 4 = 100   | [MR]   | MI 190. |
| (total A = 190)  | 10 [÷] 5 [MII+] 4 [x] 2 [MII+]                                 | MI 8.   |
| 10 ÷ 5 = 2   | [MII $\frac{R}{C}$ ]   | MI 10.  |
| 4 x 2 = 8  | [MR] [÷]   | MI 190. |
| (total B = 10)   | [MII $\frac{R}{C}$ ]   | MI 10.  |
| A ÷ B = 19   | [MII $\frac{R}{C}$ ]   | MI 19.  |
|  | [=]  | MI 19.  |
|  | [MC][MII $\frac{R}{C}$ ][MII $\frac{R}{C}$ ][ $\frac{ON}{C}$ ] | 0.      |


**3. Berekeningen met een constante**

|   |                 |       |
|---|-----------------|-------|
|  2 + 3 = 5                 | 2 [+] 3 [=]     | 5.00  |
|  4 + 3 = 7                 | 4 [=]           | 7.00  |
|  $3 \times 4.111 = 12.333$ | 3 [x] 4.111 [=] | 12.34 |
|  $3 \times 6 = 18$         | 6 [=]           | 18.00 |


**4. Het schrappen van ingetoetste getallen die de berekeningcapaciteit overschrijden**

|                      |                      |                     |
|----------------------|----------------------|---------------------|
| 12345678901234 x 100 | 123456789012345 E    | 12'345'678'901'234. |
| = 1234567890123400   | [00→0] [x] 100 [=] E | 12.345678901234     |
|                      | [ $\frac{ON}{C}$ ]   | 0.                  |

**5. BEREKENING VAN DE AFGEPRIJDE OF VERHOOGDE PRIJS**

|   |                       |      |
|---|-----------------------|------|
|  200 + (P x 20%) = P | 200 [÷] 20 [MU]       | 250. |
| $P = \frac{200}{1 - 20\%} = 250$  | [MU]                  | 50.  |
| 250 - 200 = 50  |                       |      |
| 125 - (P x 20%) = P   | 125 [÷] 25 [+/-] [MU] | 100. |
| $P = \frac{125}{1 + 25\%} = 100$  | [MU]                  | 25.  |
| 125 - 100 = 25  |                       |      |

**6. DELTA PROCENT**

|   |                  |     |
|---|------------------|-----|
|  $\frac{180 - 150}{150} \times 100\% = 20\%$ | 180 [-] 150 [MU] | 20. |
|---|------------------|-----|



**\* Strømforsyningen**


**Danish**


CITIZEN SDC-740II regnemaskine er forsynet af to typer batterier : Solceller og reservebatteriet, hvilken gør det muligt at bruge regnemaskinen med ethvert baggrundsllys.  
 -Stop strømforsyningen automatisk-  
 Lommeregneren slukker automatisk for strømmen, hvis der ikke har været trykket på en tast i ca. 6 minutter.  
 -Skift batteriet-  
 Når batteriet skal skiftes, åbner man låget nederunder, tager batteriet ud, og sætter det nye batteri på plads. Efter batteriskift, anvend venligst en elliptisk genstand til at trykke på RESET på printpladen.

**\* Knappers indeks**

**Danish**

$\left[\frac{ON}{C}\right]$  : Tænd / Slet indtastning.  
 [CE] : slet.  
 [MU] : Prismærke op/ned  
 [00→0] : Rettelse knap. [M+] : Addition hukommelse knap.  
 [M-] : Subtraktion hukommelse knap. [+ / -] : ±Skift fortegn  
 [ $\sqrt{\quad}$ ] : Kvadratrods tast.  
 [MR] : Hukommelse knap [MC] : Slettelse knap.  
 [MII+] [MII-] [MII<sup>R</sup>] : Den anden hukommelsestast

 Knap til valg af decimalplads  
 - F - Flydende decimaltaltilstand  
 - 0 - 2 - 3 - 4 - Fast decimaltaltilstand  
 - A - ADD-mode indtaster automatisk valutadecimalen i additions- og subtraktionsberegninger

 Knap til rund op / rund af / rund ned



**Tegnene på displayet har følgende betydning:**  
 MI : Den første indlæste hukommelse. - : Minus ( eller negativ)  
 MII : Den anden indlæste hukommelse. E : Overløbsfejl.

**\* Betjening eksempler**


**Danish**

**1. Almindelig regningsoperation**




Inden du udfører en beregning, skal du trykke på tasten  $\left[\frac{ON}{C}\right]$ .

| Eksempel  | Tastebetjening                                   | Vis       |
|---|--|-----------|
|  1 x 2 x 3 = 6             | $\left[\frac{ON}{C}\right]$<br>1 [x] 2 [x] 3 [=] | 0.<br>6.  |
| 2 x 3 = 6   | 2 [x] 2 [CE] 3 [=]                               | 0.<br>6.  |
| 2 + 4 + 6 = 12  | 2 [+] 3 [+] 6 $\left[\frac{ON}{C}\right]$        | 0.<br>12. |
| 1234 x 100  | 12345 [00→0]                                     | 1'234.    |
| = 123,400   | [x] 100 [=]                                      | 123'400.  |
| 5 x 3 ÷ 0.2 = 75  | 5 [x] 3 [÷] 0.2 [=]                              | 75.       |
| 300 x 27% = 81  | 300 [x] 27 [%]                                   | 81.       |
| $\frac{11.2}{56} \times 100\% = 20\%$   | 11.2 [÷] 56 [%]                                  | 20.       |
| 30 + (30 x 40%) = 42  | 30 [+] 40 [%]                                    | 42.       |
| 30 - (30 x 40%) = 18  | 30 [-] 40 [%]                                    | 18.       |
| 5 <sup>4</sup> = 625  | 5 [x] [=] [=] [=]                                | 625.      |
| $\sqrt{144} = 12$   | 144 [ $\sqrt{\quad}$ ]                           | 12.       |
| $\frac{1}{(2 \times 5 - 5)} = 0.2$  | 2 [x] 5 [-] 5 [÷] [=]                            | 0.2       |
| 1 / 25 = 0.04   | 25 [÷] [=]                                       | 0.04      |
|  \$14.90 + \$0.35 - \$1.45 | 1490 [+] 35 [-] 145 [+]                          |           |
| + \$12.05 = \$25.85   | 1205 [=]   | 25.85     |

**2. Hukommelse regningsoperation**

|   |  |         |
|---|--|---------|
|  (12 x 4) - (20 ÷ 2) = | $\left[\frac{ON}{C}\right]$  | 0.      |
| 38  | 12 [x] 4 [M+] 20 [÷] 2 [M-]  | MI 10.  |
|   | [MR]   | MI 38.  |
|   | [MC] $\left[\frac{ON}{C}\right]$   | 0.      |
| 15 x 2 = 30   | 15 [x] 2 [M+] 20 [x] 3 [M+]  | MI 60.  |
| 20 x 3 = 60   | 25 [x] 4 [M+]  | MI 100. |
| 25 x 4 = 100  | [MR]   | MI 190. |
| (total A = 190)   | 10 [÷] 5 [MII+] 4 [x] 2 [MII+]   | MI 8.   |
| 10 ÷ 5 = 2  | [MII <sup>R</sup> C]   | MI 10.  |
| 4 x 2 = 8   | [MR] [÷]   | MI 190. |
| (total B = 10)  | [MII <sup>R</sup> C]   | MI 10.  |
| A ÷ B = 19  | [MII <sup>R</sup> C]   | MI 19.  |
|   | [=]  | MI 19.  |
|   | [MC][MII <sup>R</sup> C][MII <sup>R</sup> C] $\left[\frac{ON}{C}\right]$ | MI 0.   |


**3. Regningssystem for konstanter**

|  |                 |       |
|--|-----------------|-------|
|  2 + 3 = 5          | 2 [+] 3 [=]     | 5.00  |
| 4 + 3 = 7  | 4 [=]           | 7.00  |
|  3 x 4.111 = 12.333 | 3 [x] 4.111 [=] | 12.34 |
|  3 x 6 = 18         | 6 [=]           | 18.00 |


**4. Slet delen over regningskapaciteten**

|                      |                             |                     |
|----------------------|-----------------------------|---------------------|
| 12345678901234 x 100 | 123456789012345 E           | 12'345'678'901'234. |
| = 1234567890123400   | [00→0] [x] 100 [=] E        | 12.345678901234     |
|                      | $\left[\frac{ON}{C}\right]$ | 0.                  |

**5. BEREGNING MED PRISMÆRKE OP & NED**

|   |                       |      |
|---|-----------------------|------|
|  200 + (P x 20%) = P | 200 [÷] 20 [MU]       | 250. |
| $P = \frac{200}{1 - 20\%} = 250$  | [MU]                  | 50.  |
| 250 - 200 = 50  |                       |      |
| 125 - (P x 20%) = P   | 125 [÷] 25 [+/-] [MU] | 100. |
| $P = \frac{125}{1 + 25\%} = 100$  | [MU]                  | 25.  |
| 125 - 100 = 25  |                       |      |

**6. DELTAPROCENT**

|  |                  |     |
|--|------------------|-----|
|  $\frac{180 - 150}{150} \times 100\% =$ | 180 [-] 150 [MU] | 20. |
| 20%  |                  |     |

**\* СНАБЖЕНИЕ ЭНЕРГИЕЙ**


**Русский**


Модель CITIZEN SDC-740II имеет двойное питание (солнечные элементы + батареи) и способна работать при любом освещении.  
 -Автоматическое отключение питания-  
 Этот калькулятор обладает функцией автоматического отключения электропитания, благодаря чему питание отключается, если в течение 6 минут не производилось никаких операций на клавишах.  
 -Замена элементов питания-  
 Благодаря двойному питанию, батареи, устанавливаемые с обратной стороны устройства, работают длительное время. Если изображение на дисплее становится неясным, необходимо заменить батареи. Снимите крышку с нижнего отсека. Извлеките старые батареи и вставьте новые батареи, соблюдая полярность. После замены батарейки с помощью тонкого металлического предмета нажмите кнопку RESET на печатной плате.

**\* НАЗНАЧЕНИЕ КЛАВИШ**

**Русский**

$\left[ \frac{ON}{C} \right]$  : Включение питания /Сброс всех значений .  
 $[CE]$  : Сброс числа.  $[MU]$  : Рост/падение цены  
 $[00 \rightarrow 0]$  : Клавиша «забой» (клавиша правки числа).  
 $[M+]$  : Клавиша прибавления в регистр памяти.  
 $[M-]$  : Клавиша вычитания из регистра памяти.  
 $[+ / -]$  :  $\pm$ Перемена знака  
 $[MR]$  : Вызов числа из памяти.  $[MC]$  : Сброс памяти.  
 $[\sqrt{\quad}]$  : Клавиша извлечения квадратного корня.  
 $[MII+]$   $[MII-]$   $[MII\frac{R}{C}]$  : Клавиши ввода/вывода числа в регистр второй памяти

 Переключатель места десятичного знака  
 - F - Режим плавающей запятой  
 - 0 - 2 - 3 - 4 - Режим фиксированной запятой  
 - A - Режим ADD-автоматический ввод двух десятичных знаков при сложении и вычитании денежных сумм

$\uparrow 5/4 \downarrow$   
 Округление вверх / Округление / Округление вниз


**Значение индикаторов экрана:**  
 MI : Загружена 1-я память. MII : Загружена 2-я память.  
 - : Минус ( или отрицательное число)  
 E : Ошибка переполнения.

**\* ПРИМЕРЫ**



**Русский**

**1.Примеры расчётов**



Прежде чем начать вычисления, нажмите клавишу  $\left[ \frac{ON}{C} \right]$ .

| Пример  | Клавиши  | Экран    |
|---|--|----------|
|  1 x 2 x 3 = 6 | $\left[ \frac{ON}{C} \right]$<br>1 [x] 2 [x] 3 [=] | 0.<br>6. |
| 2 x 3 = 6   | 2 [x] 2 [CE] 3 [=]                                 | 6.       |
| 2 + 4 + 6 = 12  | 2 [+] 3 [+] 6 $\left[ \frac{ON}{C} \right]$        | 0.       |
| 1234 x 100 = 123,400  | 2 [+] 4 [+] 6 [=]                                  | 12.      |
| 5 x 3 ÷ 0.2 = 75  | 12345 [00→0]                                       | 1234.    |
| 300 x 27% = 81  | [x] 100 [=]  | 123'400. |
| $\frac{11.2}{56} \times 100\% = 20\%$   | 5 [x] 3 [÷] 0.2 [=]                                | 75.      |
| 30 + (30 x 40%) = 42  | 300 [x] 27 [%]                                     | 81.      |
| 30 - (30 x 40%) = 18  | 11.2 [÷] 56 [%]                                    | 20.      |
| 5 <sup>4</sup> = 625  | 30 [+] 40 [%]                                      | 42.      |
| $\sqrt{144} = 12$   | 30 [-] 40 [%]                                      | 18.      |
| $\frac{1}{(2 \times 5 - 5)} = 0.2$  | 5 [x] [=] [=] [=]                                  | 625.     |
| 1 / 25 = 0.04   | 144 [ $\sqrt{\quad}$ ]                             | 12.      |
| \$14.90 + \$0.35 - \$1.45 + \$12.05 = \$25.85   | 2 [x] 5 [-] 5 [÷] [=]                              | 0.2      |
|   | 25 [÷] [=]   | 0.04     |
|   | 1490 [+] 35 [-] 145 [+]                            |          |
|   | 1205 [=]   | 25.85    |

**2.Операции с памятью**

|  |  |         |
|--|--|---------|
| $\uparrow 5/4 \downarrow$<br> (12 x 4) - (20 ÷ 2) = | $\left[ \frac{ON}{C} \right]$  | 0.      |
| 38   | 12 [x] 4 [M+] 20 [÷] 2 [M-]  | MI 10.  |
|   | [MR]   | MI 38.  |
|  | [MC] $\left[ \frac{ON}{C} \right]$   | 0.      |
| 15 x 2 = 30  | 15 [x] 2 [M+] 20 [x] 3 [M+]  | MI 60.  |
| 20 x 3 = 60  | 25 [x] 4 [M+]  | MI 100. |
| 25 x 4 = 100   | [MR]   | MI 190. |
| (total A = 190)  | 10 [÷] 5 [MII+] 4 [x] 2 [MII+]   | MI 8.   |
| 10 ÷ 5 = 2   |  | MI 10.  |
| 4 x 2 = 8  | [MII <sup>R</sup> <sub>C</sub> ]   | MI 10.  |
| (total B = 10)   | [MR] [÷]   | MI 190. |
| A ÷ B = 19   | [MII <sup>R</sup> <sub>C</sub> ]   | MI 10.  |
|  | [=]  | MI 19.  |
|  | [MC][MII <sup>R</sup> <sub>C</sub> ][MII <sup>R</sup> <sub>C</sub> ] $\left[ \frac{ON}{C} \right]$ | MI 0.   |


**3.Вычисления с константой**

|  |                 |       |
|--|-----------------|-------|
| $\uparrow 5/4 \downarrow$<br> 2 + 3 = 5 | 2 [+] 3 [=]     | 5.00  |
| 4 + 3 = 7  | 4 [=]           | 7.00  |
|  3 x 4.111 = 12.333                     | 3 [x] 4.111 [=] | 12.34 |
| 3 x 6 = 18   | 6 [=]           | 18.00 |

**4.Исправление ошибок и сброс ошибки при избытке числовых знаков**

|   |                               |                     |
|---|-------------------------------|---------------------|
| 12345678901234 x 100 = 1234567890123400 | 123456789012345 E             | 12'345'678'901'234. |
|   | [00→0] [x] 100 [=] E          | 12.345678901234     |
|   | $\left[ \frac{ON}{C} \right]$ | 0.                  |

**5.РАСЧЕТ РОСТА И ПАДЕНИЯ ЦЕН**

|   |                       |      |
|---|-----------------------|------|
|  200+(P x 20%)=P | 200 [÷] 20 [MU]       | 250. |
| $P = \frac{200}{1-20\%} = 250$  | [MU]                  | 50.  |
| 250-200 = 50  |                       |      |
| 125-(P x 20%)=P   | 125 [÷] 25 [+/-] [MU] | 100. |
| $P = \frac{125}{1+25\%} = 100$  | [MU]                  | 25.  |
| 125-100 = 25  |                       |      |

**6.ПРИРОСТ ПРОЦЕНТОВ**

|  |                  |     |
|--|------------------|-----|
|  $\frac{180-150}{150} \times 100\% =$ | 180 [-] 150 [MU] | 20. |
| 20%  |                  |     |

**\* ZASILANIE****Polish**

Kalkulator CITIZEN, model SDC-740II jest zasilany podwójnie (bateria słoneczna + bateria zwykła) Kalkulator pracuje w każdych warunkach oświetlenia.

-Funkcja automatycznego wyłączenia-

Kalkulator wyłącza się automatycznie w przypadku jeśli żaden z przycisków nie zostanie naciśnięty w ciągu 6 minut.

-Wymiana baterii-

Jeśli konieczna jest wymiana baterii należy otworzyć dolną uchwyt na odpowiednią polaryzację, pokrywą, usunąć stare baterie i włożyć nowe zwracając. Po wymianie baterii proszę nacisnąć przycisk RESET na płytce drukowanej przy pomocy cienkiego metalowego przedmiotu.

**\* OPIS KLAWISZY****Polish**

$\left[ \frac{ON}{C} \right]$  : Zasilanie / Kasowanie liczb.

[CE] : Kasowanie liczb.

[MU] : Przyrost/obniżka cen.

[00→0] : Klawisz powrotu.

[+ / -] : ±Zmiana znaku

[M+] : Przycisk wprowadzenia do pamięci ze znakiem plus.

[M-] : Przycisk wprowadzenia do pamięci ze znakiem minus.

[√] : Klawisz pierwiastka.

[MR] : Klawisz MR (Klawisz wywołania z pamięci)

[MC] : Klawisz MC (Klawisz kasowania pamięci)

[MII+] [MII-] [MII<sup>R</sup>] : Druga pamięć

A 0 2 3 4 F

Przełącznik liczby miejsc po przecinku

- F -

Tryb zmiennej liczby miejsc po przecinku

- 0 - 2 - 3 - 4 -

Tryb stałej liczby miejsc po przecinku

- A -

Tryb ADD-Automatycznie wstawianie dwóch znaków po przecinku dziesiętnym pod czas dodawania lub odejmowania sum pieniężnych

↑ 5/4 ↓

Przełącznik trybu zaokrąglenia

Zaokrąglenie w dół / Zaokrąglenie w górę /

Znaczenie wskaźników wyświetlacza:

MI : Zaladowana pierwsza pamięć

- : Minus ( lub liczba ujemna)

MII : Zaladowana druga pamięć.

E : Błąd przepelnienia.

**\* PRZYKŁADY DZIAŁAŃ****Polish****1.Przykładowe obliczenia**

Przed rozpoczęciem obliczeń należy nacisnąć klawisz  $\left[ \frac{ON}{C} \right]$ .

| Przykład                              | Klawisze  | Ekran     |
|---------------------------------------|---|-----------|
| $1 \times 2 \times 3 = 6$             | $\left[ \frac{ON}{C} \right]$<br>1 [x] 2 [x] 3 [=]  | 0.<br>6.  |
| $2 \times 3 = 6$                      | $\left[ \frac{ON}{C} \right]$<br>2 [x] 2 [CE] 3 [=] | 0.<br>6.  |
| $2 + 4 + 6 = 12$                      | 2 [+] 3 [+] 6 $\left[ \frac{ON}{C} \right]$         | 0.<br>12. |
| $1234 \times 100$                     | 2 [+] 4 [+] 6 [=]                                   | 1234.     |
| $= 123,400$                           | 12345 [00→0]  | 123'400.  |
| $5 \times 3 \div 0.2 = 75$            | [x] 100 [=]   | 75.       |
| $300 \times 27\% = 81$                | 5 [x] 3 [÷] 0.2 [=]                                 | 81.       |
| $\frac{11.2}{56} \times 100\% = 20\%$ | 300 [x] 27 [%]                                      | 20.       |
| $30 + (30 \times 40\%) = 42$          | 11.2 [÷] 56 [%]                                     | 42.       |
| $30 - (30 \times 40\%) = 18$          | 30 [+] 40 [%]                                       | 18.       |
| $5^4 = 625$                           | 30 [-] 40 [%]                                       | 625.      |
| $\sqrt{144} = 12$                     | 5 [x] [=] [=] [=]                                   | 12.       |
| $\frac{1}{(2 \times 5 - 5)} = 0.2$    | 144 [√]   | 0.2       |
| $1 / 25 = 0.04$                       | 2 [x] 5 [-] 5 [÷] [=]                               | 0.04      |
| $\$14.90 + \$0.35 - \$1.45$           | 25 [÷] [=]  | 25.85     |
| $+ \$12.05 = \$25.85$                 | 1490 [+] 35 [-] 145 [+]                             |           |
|                                       | 1205 [=]  |           |

**2.Obliczenia z wykorzystaniem pamięci**

|                                 |  |         |
|---------------------------------|--|---------|
| $(12 \times 4) - (20 \div 2) =$ | $\left[ \frac{ON}{C} \right]$  | 0.      |
| 38                              | 12 [x] 4 [M+] 20 [÷] 2 [M-]  | MI 10.  |
|                                 | [MR]   | MI 38.  |
|                                 | [MC] $\left[ \frac{ON}{C} \right]$                                       | 0.      |
| $15 \times 2 = 30$              | 15 [x] 2 [M+] 20 [x] 3 [M+]  | MI 60.  |
| $20 \times 3 = 60$              | 25 [x] 4 [M+]  | MI 100. |
| $25 \times 4 = 100$             | [MR]   | MI 190. |
| (total A = 190)                 | 10 [÷] 5 [MII+] 4 [x] 2 [MII+]   | MI 8.   |
| $10 \div 5 = 2$                 | [MII <sup>R</sup> ]  | MI 10.  |
| $4 \times 2 = 8$                | [MR] [÷]   | MI 190. |
| (total B = 10)                  | [MII <sup>R</sup> ]  | MI 10.  |
| $A \div B = 19$                 | [MII <sup>R</sup> ]  | MI 19.  |
|                                 | [=]  | MI 19.  |
|                                 | [MC][MII <sup>R</sup> ][MII <sup>R</sup> ] $\left[ \frac{ON}{C} \right]$ | 0.      |

**3.Stala**

|                           |                 |       |
|---------------------------|-----------------|-------|
| $2 + 3 = 5$               | 2 [+] 3 [=]     | 5.00  |
| $4 + 3 = 7$               | 4 [=]           | 7.00  |
| $3 \times 4.111 = 12.333$ | 3 [x] 4.111 [=] | 12.34 |
| $3 \times 6 = 18$         | 6 [=]           | 18.00 |

**4. Przepelnienie pamięci**

|                      |                               |                     |
|----------------------|-------------------------------|---------------------|
| 12345678901234 x 100 | 123456789012345 E             | 12'345'678'901'234. |
| = 1234567890123400   | [00→0] [x] 100 [=]            | E 12.345678901234   |
|                      | $\left[ \frac{ON}{C} \right]$ | 0.                  |

**5.PRZYROST I OBNIŻKA CEN**

|                                  |                       |      |
|----------------------------------|-----------------------|------|
| $200 + (P \times 20\%) = P$      | 200 [÷] 20 [MU]       | 250. |
| $P = \frac{200}{1 - 20\%} = 250$ | [MU]                  | 50.  |
| $250 - 200 = 50$                 |                       |      |
| $125 - (P \times 20\%) = P$      | 125 [÷] 25 [+/-] [MU] | 100. |
| $P = \frac{125}{1 + 25\%} = 100$ | [MU]                  | 25.  |
| $125 - 100 = 25$                 |                       |      |

**6.PRZYROST ODSETEK**

|  |                  |     |
|--|------------------|-----|
| $\frac{180 - 150}{150} \times 100\% =$ | 180 [-] 150 [MU] | 20. |
| 20%                                    |                  |     |

## \* تزويد الطاقة لغة عربية

إن موديل CITIZEN SDC-740II هي آلة حاسبة ثنائية الطاقة (الطاقة الشمسية عالية القوة + بطارية احتياطية) وتعمل تحت أية ظروف ضوئية. وظيفة إيقاف الطاقة التلقائي-

تقوم هذه الآلة الحاسبة بإيقاف نفسها تلقائياً إذا لم يحدث إدخال مفتاح لحوالي 6 دقائق.

تغيير البطارية-

إذا كانت البطارية الاحتياطية بحاجة إلى تغيير، قم بفتح الغطاء السفلي لإزالة البطارية القديمة وإدخال بطارية جديدة بحسب القطبية المشار إليها.

بعد تغيير البطارية، الرجاء استخدام شيئاً معدنياً وبيضاوياً للضغط على مفتاح إعادة التعيين على لوح الدارة المطبوع.

## \* فهرس المفاتيح لغة عربية

[ON/C] : مفتاح حذف الكل/ تشغيل الطاقة

[MU] : مفتاح تعليم السعر إلى الأعلى/ الأسفل. [CE] : حذف الإدخال

[00→0] : مفتاح الرجوع بالتحويل.

[M-] : مفتاح الطرح من الذاكرة. [M+] : مفتاح الإضافة على الذاكرة.

± : [+/-] مفتاح تغيير الإشارة

[√] : مفتاح الجذر التربيعي

[MC] : مفتاح حذف الذاكرة. [MR] : مفتاح استدعاء الذاكرة

[MII<sup>±</sup>] [MII-] [MII+] : مفتاح الذاكرة الثنائية

مفتاح تحديد المنزلة العشرية

نمط المنزلة العائمة

نمط المنزلة الثابتة

يقوم نمط الإضافة تلقائياً بإدخال المنزلة النقدية في حسابات الجمع والطرح

مفتاح التدوير/ إنهاء التدوير/ التدوير إلى الأسفل

علامات شاشة العرض تعني مايلي:

MI: تم تحميل الذاكرة الأولى.

MII: تم تحميل الذاكرة الثانية.

- : سالب (أو ناقص)

E: خطأ تدفق زائد.

## \* أمثلة على العمليات لغة عربية

### 1. أمثلة الحساب

قبل القيام بكل حساب، اضغط على مفتاح [ON/C]

| المثال                                | عملية المفاتيح          | العرض    |
|---------------------------------------|-------------------------|----------|
| 1 x 2 x 3 = 6                         | [ON/C]                  | 0.       |
|                                       | 1 [x] 2 [x] 3 [=]       | 6.       |
|                                       | [ON/C]                  | 0.       |
| 2 x 3 = 6                             | 2 [x] 2 [CE] 3 [=]      | 6.       |
| 2 + 4 + 6 = 12                        | 2 [+] 3 [+] 6 [ON/C]    | 0.       |
|                                       | 2 [+] 4 [+] 6 [=]       | 12.      |
| 1234 x 100                            | 12345 [00→0]            | 1'234.   |
| = 123,400                             | [x] 100 [=]             | 123'400. |
| 5 x 3 ÷ 0.2 = 75                      | 5 [x] 3 [÷] 0.2 [=]     | 75.      |
| 300 x 27% = 81                        | 300 [x] 27 [%]          | 81.      |
| $\frac{11.2}{56} \times 100\% = 20\%$ | 11.2 [÷] 56 [%]         | 20.      |
| 30 + (30 x 40%) = 42                  | 30 [+] 40 [%]           | 42.      |
| 30 - (30 x 40%) = 18                  | 30 [-] 40 [%]           | 18.      |
| 5 <sup>4</sup> = 625                  | 5 [x] [=] [=]           | 625.     |
| $\sqrt{144} = 12$                     | 144 [√]                 | 12.      |
| $\frac{1}{(2 \times 5 - 5)} = 0.2$    | 2 [x] 5 [-] 5 [÷] [=]   | 0.2      |
| 1 / 25 = 0.04                         | 25 [÷] [=]              | 0.04     |
| \$14.90 + \$0.35 - \$1.45             | 1490 [+] 35 [-] 145 [+] | 25.85    |
| + \$12.05 = \$25.85                   | 1205 [=]                |          |

### 2. حساب الذاكرة

|                       |  |         |
|-----------------------|--|---------|
| (12 x 4) - (20 ÷ 2) = | [ON/C]   | 0.      |
| 38                    | 12 [x] 4 [M+] 20 [÷] 2 [M-]                      | MI 10.  |
|                       | [MR]   | MI 38.  |
|                       | [MC] [ON/C]                                      | 0.      |
| 15 x 2 = 30           | 15 [x] 2 [M+] 20 [x] 3 [M+]                      | MI 60.  |
| 20 x 3 = 60           | 25 [x] 4 [M+]                                    | MI 100. |
| 25 x 4 = 100          | [MR]   | MI 190. |
| (total A = 190)       | 10 [÷] 5 [MII+] 4 [x] 2 [MII+]                   | MI 8.   |
| 10 ÷ 5 = 2            | [MII <sup>±</sup> ]                              | MI 10.  |
| 4 x 2 = 8             | [MR] [÷]   | MI 190. |
| (total B = 10)        | [MII <sup>±</sup> ]                              | MI 10.  |
| A ÷ B = 19            | [MII <sup>±</sup> ]                              | MI 19.  |
|                       | [=]  | MI 19.  |
|                       | [MC][MII <sup>±</sup> ][MII <sup>±</sup> ][ON/C] | 0.      |

### 3. حساب الثابت

|                           |                 |       |
|---------------------------|-----------------|-------|
| 2 + 3 = 5                 | 2 [+] 3 [=]     | 5.00  |
| 4 + 3 = 7                 | 4 [=]           | 7.00  |
| $3 \times 4.111 = 12.333$ | 3 [x] 4.111 [=] | 12.34 |
| $3 \times 6 = 18$         | 6 [=]           | 18.00 |

### 4. حذف خطأ التدفق الزائد

|                      |                                       |
|----------------------|---------------------------------------|
| 12345678901234 x 100 | 123456789012345 E 12'345'678'901'234. |
| = 1234567890123400   | [00→0] [x] 100 [=] E 12.345678901234  |
|                      | [ON/C]                                |

### 5. حساب تعليم السعر إلى الأعلى والأسفل

|                                |                       |      |
|--------------------------------|-----------------------|------|
| 200+(P x 20%)=P                | 200 [÷] 20 [MU]       | 250. |
| $P = \frac{200}{1-20\%} = 250$ | [MU]                  | 50.  |
| 250-200 = 50                   |                       |      |
| 125-(P x 20%)=P                | 125 [÷] 25 [+/-] [MU] | 100. |
| $P = \frac{125}{1+25\%} = 100$ | [MU]                  | 25.  |
| 125-100 = 25                   |                       |      |

### 6. حساب الضريبة

|   |                  |     |
|---|------------------|-----|
| $\frac{180-150}{150} \times 100\% = 20\%$ | 180 [-] 150 [MU] | 20. |
|---|------------------|-----|

**\* Sumber tenaga listerik**


Bahasa Indonesia


Calculator CITIZEN model SDC-740II mendapat listerik dari dua macam baterai : tenaga matahari dan tenaga simpanan, sehingga calculator ini bisa bekerja dibawah segala macam sinar.  
 -Sumber tenaga bisa bekerja dan tutup secara otomatis-  
 -Jikalau dalam kira2 6 menit calculator tidak bekerja maka sumber tenaga akan berhenti bekerja otomatis.  
 -Cara mengganti baterai-  
 Jikalau baterai perlu diganti, anda harus membuka dulu kotak baterai dan mengeluarkan baterai lama. Sesudah itu anda baru bisa memasukkan baterai yang baru didalam kotak itu. Setelah mengganti baterai, silahkan gunakan obyek metal berbentuk bulat panjang untuk menekan RESET pada PCB.

**\* Daftar fungsi tuts**

Bahasa Indonesia

[ $\frac{ON}{C}$ ] : Tombol Power On / Hapus Semua.  
 [CE] : Tombol Power On.  
 [MU] : Tombol Mark-up/down harga  
 [00→0] : Koreksi. [+ / -] : ±Tombol pengubah tanda  
 [M+] : Memory penambahan. [M-] : Memory pengurangan.  
 [ $\sqrt{\quad}$ ] : Tombol akar kuadrat. [MR] : Tombol Pemanggil Memori  
 [MC] : Tombol Penghapus Memori  
 [MII+] [MII-] [MII $\frac{R}{C}$ ] : Tombol Memori Kedua

 Switch pemilihan jumlah desimal  
 - F - Mode desimal mengambang  
 - 0 - 2 - 3 - 4 - Mode desimal tetap  
 - A - Mode ADD secara otomatis akan memasukkan desimal keuangannya pada operasi perhitungan penambahan dan pengurangan

 Switch untuk pembulatan ke atas / pembulatan ke bawah yang lebih sederhana / pembulatan ke bawah

**Arti dari Tanda-tanda yang Muncul di Layar:**


MI : Digunakan memori pertama. - : Minus ( atau negatif)  
 MII : Digunakan memori kedua. E : Kesalahan Overflow.

**\* Contoh cara pakai**


Bahasa Indonesia

**1. Cara kalkulasi biasa**





Sebelum melakukan setiap perhitungan, tekanlah dahulu tombol [ $\frac{ON}{C}$ ].

| Contoh  | Operasi Tombol                          | Tampilan di Layar |
|---|---|-------------------|
|  1 x 2 x 3 = 6 | [ $\frac{ON}{C}$ ]<br>1 [x] 2 [x] 3 [=] | 0.<br>6.          |
| 2 x 3 = 6   | 2 [x] 2 [CE] 3 [=]                      | 6.                |
| 2 + 4 + 6 = 12  | 2 [+] 3 [+] 6 [ $\frac{ON}{C}$ ]        | 0.                |
| 1234 x 100  | 2 [+] 4 [+] 6 [=]                       | 12.               |
| = 123,400   | 12345 [00→0]                            | 1'234.            |
| 5 x 3 ÷ 0.2 = 75  | [x] 100 [=]                             | 123'400.          |
| 300 x 27% = 81  | 5 [x] 3 [÷] 0.2 [=]                     | 75.               |
| $\frac{11.2}{56}$ x 100% = 20%  | 300 [x] 27 [%]                          | 81.               |
| 30 + (30 x 40%) = 42  | 11.2 [÷] 56 [%]                         | 20.               |
| 30 - (30 x 40%) = 18  | 30 [+] 40 [%]                           | 42.               |
| 5 <sup>4</sup> = 625  | 30 [-] 40 [%]                           | 18.               |
| $\sqrt{144}$ = 12   | 5 [x] [=] [=] [=]                       | 625.              |
| $\frac{1}{(2 \times 5 - 5)}$ = 0.2  | 144 [ $\sqrt{\quad}$ ]                  | 12.               |
| 1 / 25 = 0.04   | 2 [x] 5 [-] 5 [÷] [=]                   | 0.2               |
| \$14.90 + \$0.35 - \$1.45   | 25 [÷] [=]                              | 0.04              |
| + \$12.05 = \$25.85   | 1490 [+] 35 [-] 145 [+]                 | 25.85             |

**2. Cara melakukan kalkulasi dengan memory**

|  |  |              |
|--|--|--------------|
|  (12 x 4) - (20 ÷ 2) = 38 | [ $\frac{ON}{C}$ ]<br>12 [x] 4 [M+] 20 [÷] 2 [M-]              | 0.<br>MI 10. |
| 15 x 2 = 30  | [MR]   | MI 38.       |
| 20 x 3 = 60  | [MC] [ $\frac{ON}{C}$ ]  | 0.           |
| 25 x 4 = 100   | 15 [x] 2 [M+] 20 [x] 3 [M+]                                    | MI 60.       |
| (total A = 190)  | 25 [x] 4 [M+]  | MI 100.      |
| 10 ÷ 5 = 2   | [MR]   | MI 190.      |
| 4 x 2 = 8  | 10 [÷] 5 [MII+] 4 [x] 2 [MII+]                                 | MI 8.        |
| (total B = 10)   | [MII $\frac{R}{C}$ ]   | MI 10.       |
| A ÷ B = 19   | [MR] [÷]   | MI 190.      |
|  | [MII $\frac{R}{C}$ ]   | MI 10.       |
|  | [=]  | MI 19.       |
|  | [MC][MII $\frac{R}{C}$ ][MII $\frac{R}{C}$ ][ $\frac{ON}{C}$ ] | MI 0.        |


**3. Cara kalkulasi dengan bilangan konstan**

|  |                 |       |
|--|-----------------|-------|
|  2 + 3 = 5          | 2 [+] 3 [=]     | 5.00  |
|  4 + 3 = 7          | 4 [=]           | 7.00  |
|  3 x 4.111 = 12.333 | 3 [x] 4.111 [=] | 12.34 |
|  3 x 6 = 18         | 6 [=]           | 18.00 |


**4. Penghapusan kalkulasi yang melewati**

|                      |                      |                     |
|----------------------|----------------------|---------------------|
| 12345678901234 x 100 | 123456789012345 E    | 12'345'678'901'234. |
| = 1234567890123400   | [00→0] [x] 100 [=] E | 12.345678901234     |
|                      | [ $\frac{ON}{C}$ ]   | 0.                  |

**5. PERHITUNGAN MARK-UP & DOWN HARGA**

|   |                       |      |
|---|-----------------------|------|
|  200 + (P x 20%) = P | 200 [÷] 20 [MU]       | 250. |
| P = $\frac{200}{1-20\%}$ = 250  | [MU]                  | 50.  |
| 250 - 200 = 50  |                       |      |
| 125 - (P x 20%) = P   | 125 [÷] 25 [+/-] [MU] | 100. |
| P = $\frac{125}{1+25\%}$ = 100  | [MU]                  | 25.  |
| 125 - 100 = 25  |                       |      |

**6. PERSEN DELTA**

|  |                  |     |
|--|------------------|-----|
|  $\frac{180-150}{150}$ x 100% = 20% | 180 [-] 150 [MU] | 20. |
|--|------------------|-----|

CITIZEN SDC-740II 是双重电池计算机(太阳能与电池供电),可以在任何光线下操作。

-自动关闭电源-

如果在 6 分钟左右不进行任何操作计算机的电源将会自动关闭。

-电池更换-

如果需要更换电池,打开下盖取出旧电池,将新电池放在电池槽中。更换电池後,请用一金属、椭圆形物体压按印刷电路板上的 RESET 板。

[ $\frac{ON}{C}$ ]: 关机/全部清除

[CE]: 清除输入

[MU]: 标价/降价

[00→0]: 末位删除键

[M+]: 加法记忆键

[M-]: 减法记忆键

[+/-]: 正负号改变键

[ $\sqrt{\quad}$ ]: 平方根键

[MR]: 显示记忆内容键

[MC]: 清除记忆内容键

[MII+] [MII-] [MII $\frac{E}{C}$ ]: 第二组记忆键

$\frac{A}{0} \frac{0}{.} \frac{2}{.} \frac{3}{.} \frac{4}{.} \frac{F}{.}$  小数位设定开关

- F - 浮点小数模式

- 0 - 2 - 3 - 4 - 固定小数位模式

- A - 加位模式 自动在加法与减法计算中加入货币小数点

$\uparrow \frac{5}{4} \downarrow$  无条件进位/四舍五入/无条件舍去 开关

显示幕各标志之意义:

MI: 第 1 组记忆

-: 负号

MII: 第 2 组记忆

E: 溢位 / 错误

### 1. 一般计算操作

在执行计算前,先按 [ $\frac{ON}{C}$ ] 键。

| 范例  | 按键操作                                      | 显示                 |
|---|---|--------------------|
| $\frac{A}{0} \frac{0}{.} \frac{2}{.} \frac{3}{.} \frac{4}{.} \frac{F}{.}$<br>1 x 2 x 3 = 6                                    | [ $\frac{ON}{C}$ ]<br>1 [x] 2 [x] 3 [=]   | 0.<br>6.           |
| 2 x 3 = 6   | [ $\frac{ON}{C}$ ]<br>2 [x] 2 [CE] 3 [=]  | 0.<br>6.           |
| 2 + 4 + 6 = 12  | 2 [+]<br>3 [+]<br>6 [ $\frac{ON}{C}$ ]    | 0.<br>12.          |
| 1234 x 100<br>= 123,400   | 12345 [00→0]<br>[x] 100 [=]               | 1'234.<br>123'400. |
| 5 x 3 ÷ 0.2 = 75  | 5 [x] 3 [ $\div$ ] 0.2 [=]                | 75.                |
| 300 x 27% = 81  | 300 [x] 27 [%]                            | 81.                |
| $\frac{11.2}{56}$ x 100% = 20%  | 11.2 [ $\div$ ] 56 [%]                    | 20.                |
| 30 + (30 x 40%) = 42  | 30 [+]<br>40 [%]                          | 42.                |
| 30 - (30 x 40%) = 18  | 30 [-]<br>40 [%]                          | 18.                |
| 5 <sup>4</sup> = 625  | 5 [x] [=] [=] [=]                         | 625.               |
| $\sqrt{144}$ = 12   | 144 [ $\sqrt{\quad}$ ]                    | 12.                |
| $\frac{1}{(2 \times 5 - 5)}$ = 0.2  | 2 [x] 5 [-] 5 [ $\div$ ] [=]              | 0.2                |
| 1 / 25 = 0.04   | 25 [ $\div$ ] [=]                         | 0.04               |
| $\frac{A}{0} \frac{0}{.} \frac{2}{.} \frac{3}{.} \frac{4}{.} \frac{F}{.}$<br>\$14.90 + \$0.35 - \$1.45<br>+ \$12.05 = \$25.85 | 1490 [+]<br>35 [-]<br>145 [+]<br>1205 [=] | 25.85              |

### 2. 记忆计算的操作

|  |  |         |
|--|--|---------|
| $\uparrow \frac{5}{4} \downarrow$<br>38  | (12 x 4) - (20 ÷ 2) = [ $\frac{ON}{C}$ ]                       | 0.      |
| $\frac{A}{0} \frac{0}{.} \frac{2}{.} \frac{3}{.} \frac{4}{.} \frac{F}{.}$<br>15 x 2 = 30 | 12 [x] 4 [M+] 20 [ $\div$ ] 2 [M-]                             | MI 10.  |
| 20 x 3 = 60  | [MR]   | MI 38.  |
| 25 x 4 = 100   | [MC] [ $\frac{ON}{C}$ ]  | 0.      |
| (total A = 190)  | 15 [x] 2 [M+] 20 [x] 3 [M+]                                    | MI 60.  |
| 10 ÷ 5 = 2   | 25 [x] 4 [M+]  | MI 100. |
| 4 x 2 = 8  | [MR]   | MI 190. |
| (total B = 10)   | 10 [ $\div$ ] 5 [MII+] 4 [x] 2 [MII+]                          | MII 8.  |
| A ÷ B = 19   | [MII $\frac{E}{C}$ ]   | MI 10.  |
|  | [MR] [ $\div$ ]  | MI 190. |
|  | [MII $\frac{E}{C}$ ]   | MI 10.  |
|  | [=]  | MI 19.  |
|  | [MC][MII $\frac{E}{C}$ ][MII $\frac{E}{C}$ ][ $\frac{ON}{C}$ ] | MI 0.   |

### 3. 常数计算

|   |                 |       |
|---|-----------------|-------|
| $\uparrow \frac{5}{4} \downarrow$<br>2 + 3 = 5  | 2 [+]<br>3 [=]  | 5.00  |
| 4 + 3 = 7   | 4 [=]           | 7.00  |
| $\frac{A}{0} \frac{0}{.} \frac{2}{.} \frac{3}{.} \frac{4}{.} \frac{F}{.}$<br>$\frac{3}{4}$ x 4.111 = 12.333 | 3 [x] 4.111 [=] | 12.34 |
| $\frac{3}{4}$ x 6 = 18  | 6 [=]           | 18.00 |

### 4. 超出运算容量的消除

|                      |                      |                     |
|----------------------|----------------------|---------------------|
| 12345678901234 x 100 | 123456789012345 E    | 12'345'678'901'234. |
| = 1234567890123400   | [00→0] [x] 100 [=] E | 12.345678901234     |
|                      | [ $\frac{ON}{C}$ ]   | 0.                  |

### 5. 标价&降价计算

|  |                              |      |
|--|------------------------------|------|
| $\frac{A}{0} \frac{0}{.} \frac{2}{.} \frac{3}{.} \frac{4}{.} \frac{F}{.}$<br>200 + (P x 20%) = P | 200 [ $\div$ ] 20 [MU]       | 250. |
| $P = \frac{200}{1 - 20\%} = 250$   | [MU]                         | 50.  |
| 250 - 200 = 50   |                              |      |
| 125 - (P x 20%) = P  | 125 [ $\div$ ] 25 [+/-] [MU] | 100. |
| $P = \frac{125}{1 + 25\%} = 100$   | [MU]                         | 25.  |
| 125 - 100 = 25   |                              |      |

### 6. 差值百分比

|   |                  |     |
|---|------------------|-----|
| $\frac{A}{0} \frac{0}{.} \frac{2}{.} \frac{3}{.} \frac{4}{.} \frac{F}{.}$<br>$\frac{180 - 150}{150} \times 100\% =$ | 180 [-] 150 [MU] | 20. |
| 20%   |                  |     |

**Information for Users on Collection and Disposal of used Batteries.**

The symbol in this information sheet means that used batteries should not be mixed with general household waste.

For proper treatment, recovery and recycling of used batteries, please take them to applicable collection points.

For more information about collection and recycling of batteries, please contact your local municipality, your waste disposal service or the point of sale where you purchased the items.



**Information on Disposal in other Countries outside the European Union.**

This symbol is only valid in the European Union.

If you wish to discard used batteries, please contact your local authorities or dealer and ask for the correct method of disposal.

## WEEE MARK

- En** If you want to dispose this product, do not mix with general household waste. There is a separate collection systems for used electronics products in accordance with legislation under the WEEE Directive (Directive 2002/96/EC) and is effective only within European Union.
- Ge** Wenn Sie dieses Produkt entsorgen wollen, dann tun Sie dies bitte nicht zusammen mit dem Haushaltsmüll. Es gibt im Rahmen der WEEE-Direktive innerhalb der Europäischen Union (Direktive 2002/96/EC) gesetzliche Bestimmungen für separate Sammelsysteme für gebrauchte elektronische Geräte und Produkte.
- Fr** Si vous souhaitez vous débarrasser de cet appareil, ne le mettez pas à la poubelle avec vos ordures ménagères. Il existe un système de récupération distinct pour les vieux appareils électroniques conformément à la législation WEEE sur le recyclage des déchets des équipements électriques et électroniques (Directive 2002/96/EC) qui est uniquement valable dans les pays de l'Union européenne. Les appareils et les machines électriques et électroniques contiennent souvent des matières dangereuses pour l'homme et l'environnement si vous les utilisez et vous vous en débarrassez de façon inappropriée.
- Sp** Si desea deshacerse de este producto, no lo mezcle con residuos domésticos de carácter general. Existe un sistema de recogida selectiva de aparatos electrónicos usados, según establece la legislación prevista por la Directiva 2002/96/CE sobre residuos de aparatos eléctricos y electrónicos (RAEE), vigente únicamente en la Unión Europea.
- It** Se desiderate gettare via questo prodotto, non mescolatelo ai rifiuti generici di casa. Esiste un sistema di raccolta separato per i prodotti elettronici usati in conformità alla legislazione RAEE (Direttiva 2002/96/CE), valida solo all'interno dell'Unione Europea.
- Du** Deponer dit product niet bij het gewone huishoudelijk afval wanneer u het wilt verwijderen. Er bestaat ingevolge de WEEE-richtlijn (Richtlijn 2002/ 96/EG) een speciaal wettelijk voorgeschreven verzamelsysteem voor gebruikte elektronische producten, welk alleen geldt binnen de Europese Unie.
- Da** Hvis du vil skille dig af med dette produkt, må du ikke smide det ud sammen med dit almindelige husholdningsaffald. Der findes et separat indsamlingsssystem for udtjente elektroniske produkter i overensstemmelse med lovgivningerne under WEEE-direktivet (direktiv 2002/96/EC), som kun er gældende i den Europæiske Union.
- Por** Se quiser deitar fora este produto, não o misture com o lixo comum. De acordo com a legislação que decorre da Directiva REEE – Resíduos de Equipamentos Eléctricos e Electrónicos (2002/96/CE), existe um sistema de recolha separado para os equipamentos electrónicos fora de uso, em vigor apenas na União Europeia.
- Pol** Jeżeli zamierzasz pozbyć się tego produktu, nie wyrzucaj go razem ze zwykłymi domowymi odpadkami. Według dyrektywy WEEE (Dyrektywa 2002/96/EC) obowiązującej w Unii Europejskiej dla używanych produktów elektronicznych należy stosować oddzielne sposoby utylizacji.

