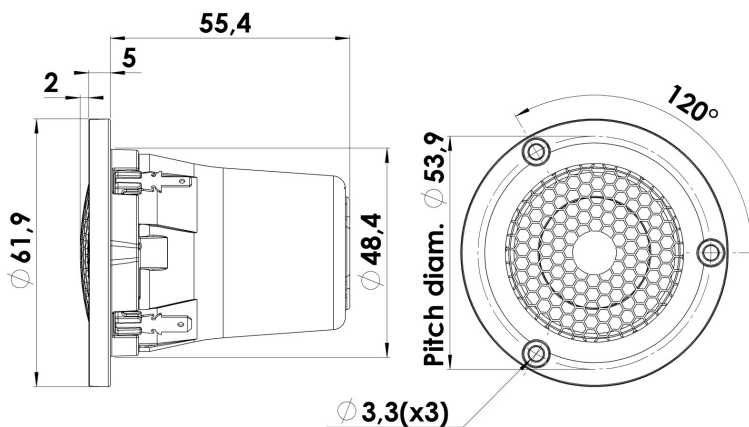




TWEETER

D3004/604010

This 1" compact Illuminator beryllium tweeter is an example of a big sound in a small body. As beryllium is a material characterised by great stiffness, light weight and high damping, the beryllium diaphragm offers all the properties required to reproduce excellent sound. And indeed, the 1" tweeter sounds great. It has a very low distortion and a distinct clarity that brings out the best in all types of music.



KEY FEATURES:

- 1" Beryllium diaphragm (99% pure BE)
- Large non resonant aluminium enclosure
- Sound transparent protective grill
- Patented symmetrical drive (SD-2) motor
- Large roll surround f. wide dispersion
- Applicable for HiFi and automotive

T-S Parameters

Resonance frequency [fs]	450 Hz
Mechanical Q factor [Qms]	2.50
Electrical Q factor [Qes]	0.97
Total Q factor [Qts]	0.70
Force factor [Bl]	1.7 Tm
Mechanical resistance [Rms]	0.4 kg/s
Moving mass [Mms]	0.35 g
Compliance [Cms]	0.43 mm/N
Effective diaph. diameter [D]	3 mm
Effective piston area [Sd]	7 cm ²
Equivalent volume [Vas]	0.03 l
Sensitivity (2.83V/1m)	90.2 dB
Ratio Bl/√Re	0.98 N/√W
Ratio fs/Qts	608 Hz

Notes:

IEC specs. refer to IEC 60268-5 third edition.
All Scan-Speak products are RoHS compliant.
Data are subject to change without notice.
Datasheet updated: October 28, 2015.

Electrical Data

Nominal impedance [Zn]	4 Ω
Minimum impedance [Zmin]	3.6 Ω
Maximum impedance [Zo]	11.2 Ω
DC resistance [Re]	3 Ω
Voice coil inductance [Le]	0.02 mH

Power Handling

100h RMS noise test (IEC 17.1)*	50 W
Long-term max power (IEC 17.3)*	100 W

*Filter: 2. order HP Butterworth, 2,5kHz

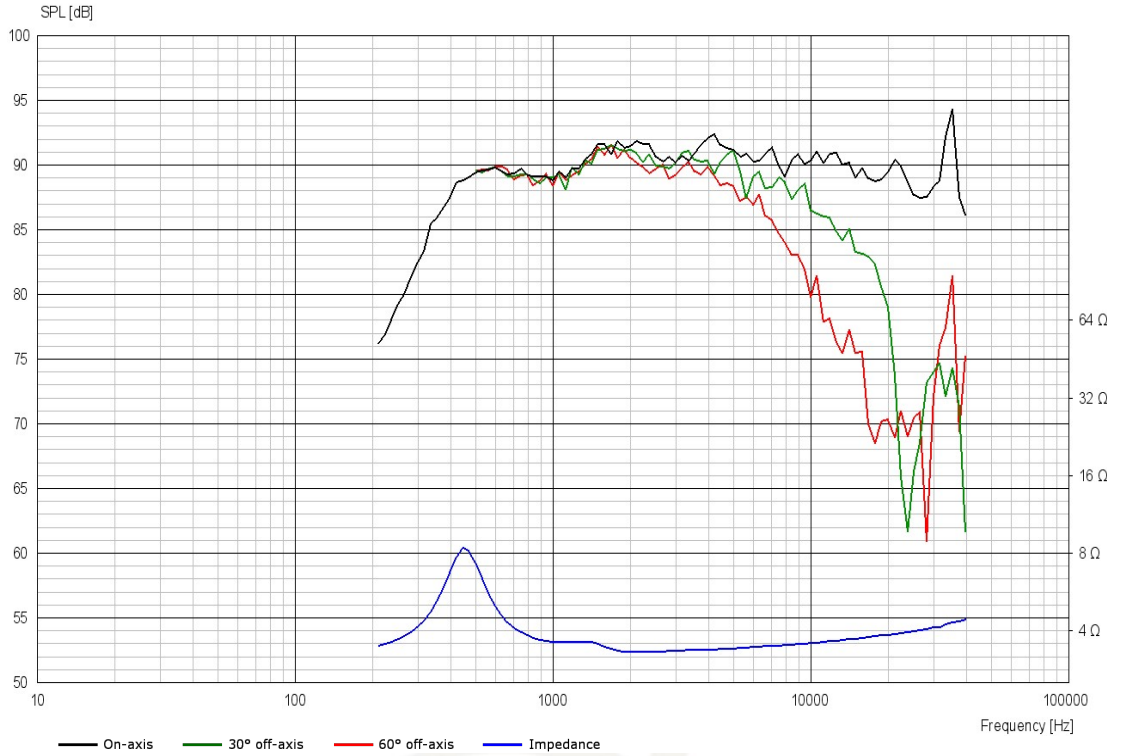
Voice Coil & Magnet Data

Voice coil diameter	26 mm
Voice coil height	2.1 mm
Voice coil layers	2
Height of gap	2.5 mm
Linear excursion	± 0.2 mm
Max mech. excursion	± 1.6 mm
Unit weight	0.2 kg

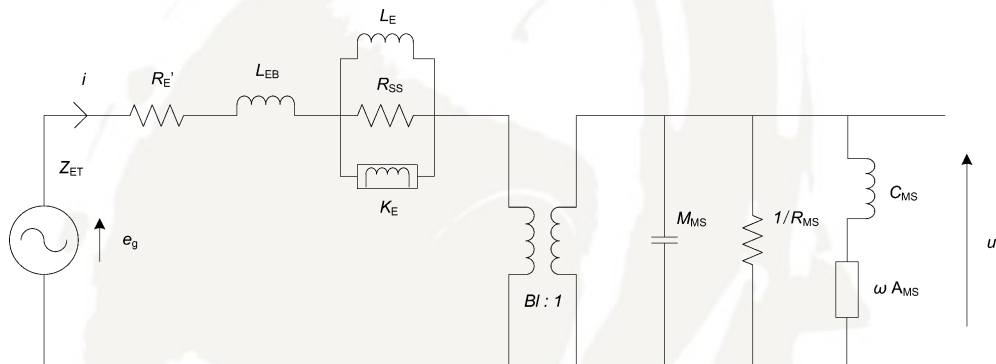


TWEETER

D3004/604010



Advanced Parameters (Preliminary)



Electrical data

Resistance [$R_{E'}$]	- Ω
Free inductance [L_{EB}]	- mH
Bound inductance [L_E]	- mH
Semi-inductance [K_E]	- SH
Shunt resistance [R_{SS}]	- Ω

Mechanical Data

Force Factor [Bl]	- Tm
Moving mass [M_{MS}]	- g
Compliance [C_{MS}]	- mm/N
Mechanical resistance [R_{MS}]	- kg/s
Admittance [A_{MS}]	- mm/N